


Crew Leaders

Crew Asst. Leaders





COMMITTEE HEADS

STAFF SUPPORT	NAME	EMAIL
DIRECTOR, DESIGN, BIBLE APPLICATION, SNACK PURCHASING, AVL/STAGE SUPPORT, WORSHIP CHECK-IN REGISTRATION, CREW COORDINATORS NURSERY STAFF OVERSIGHT PREK ASSISTANT, CRAFT ADMIN DRAMA GREETER TEAM STAFF OVERSIGHT PREK STAFF OVERSIGHT CHECK IN REGISTRATION AND REC OVERSIGHT	GINA GONZALES KALLIE SALAZ SABRINA BAUM JANEVA OROZCO YOLANDA MONTANO-LOVATO LAURIE PETERSON MARGARET LEYVA ALICIA TREVIZO KARLA NAVA	GINA.GONZALES@CALVARYABQ.ORG KALLIE.SALAZ@CALVARYABQ.ORG SABRINA.BAUM@CALVARYABQ.ORG JANEVA.OROZCO@CALVARYABQ.ORG YOLANDA.MONTANO-LOVATO@CALVARYABQ.ORG LAURIE.PETERSON@CALVARYABQ.ORG MARGARET.LEYVA@CALVARYABQ.ORG ALICIA.TREVIZO@CALVARYABQ.ORG KARLA.NAVA@CALVARYABQ.ORG

LEADERS	NAME	EMAIL
BIBLE ACTIVITY LEAD CRAFT/IMAGINATION STATION LEAD CRAFT/IMAGINATION STATION CO-LEAD GREETER/PRAYER LEAD NURSE STATION PREK LEAD RECREATION LEADS RECREATION CO-LEADS SNACK LEAD WORSHIP LEAD WORSHIP CO-LEAD SNACK ACTIVITY COORDINATOR/EMCEE	ARIANA GABALDON KAREN GARCIA MELISSA MURILLO MELISSA GONZALES SHELBI BENCOE BETTY ALUMBAUGH PAUL /OLOWAN DE HERRERA GARY/HILLARY STEWART CATHY DURAN ALYSSA JOHNSON MICHELLE MCPEEK PATSY MELTON	AMRRROMERO27@GMAIL.COM TRUEVINE 151@Q.COM MURILLOMELISSA03@GMAIL.COM GONZALES0385@COMCAST.NET SHELBI CLINE@GMAIL.COM BETTY.ALUMBAUGH@CALVARYABQ.ORG ODEHERRERA7@GMAIL.COM HILLARYANNE00@GMAIL.COM CDURCTHRN@GMAIL.COM DREADTHERED@HOCKEYMAIL.COM MICHELLEDEMKO@GMAIL.COM PTSYMELTON@AOL.COM

LEADERS	NAME	PHONE
CREW COORDINATOR LEAD CREW COORDINATOR CREW COORDINATOR CREW COORDINATOR CREW COORDINATOR	VAL ELMORE MICHELLE MARTINEZ TRISH ADAMS MICHELLE SLEUTH JENN VALDEZ	VALERIELMORE@YAHOO.COM IAMHIS.ISAIAH545@GMAIL.COM TRISH@WOVENTHORNS.COM MNSLEUTHES@YAHOO.COM JENN.VALDEZ@LIVE.COM

VISION



Thank you for joining us for this year's VBS—Rainforest Falls: Exploring the Nature of God. As kids step through the mist and into a world of wild waterfalls, towering trees, and vibrant life, they'll begin a lifelong adventure of discovering who God is. Throughout the week, children will explore what it means to be rooted in relationship with God—our all-knowing Creator, our safe place, and the One whose faithful love endures forever (Psalm 136:1). This is a truth that never changes.

VBS is a week of eternal purpose. At Calvary Kids, we are dedicated to doctrine and teaching with wonder. Our goal is not just to create meaningful moments, but to faithfully teach God's Word with clarity while engaging each child's heart and mind. We introduce children to the love of God through the Word of God, revealed in Jesus, the Son of God—trusting the Lord to do a lasting work in their lives.

We do this by being intentional. Every conversation, every transition, every moment matters. As you lead, see each child, know their name, and speak truth with care and purpose. You are not just guiding a group—you are shepherding hearts. Be present. Be faithful. Trust that God is working through His Word and through you.

Make memories. Have fun. Build connection. But above all, lead with truth and love. As you walk with your group throughout the week, remember that what you model and speak may shape how a child sees God.

We are praying that God will strengthen, encourage, and minister to you as you serve. Give thanks to the Lord, for he is good.
His love endures forever. - Psalm 136:1

DAILY THEME

Bible Verse:
Give thanks to the Lord, for he is good. His love endures forever.
Psalm 136:1 NIV

MONDAY

FUN FACTOR: Group Photos / T-Shirt Day

SNACK: Grilled Cheese & Apple Slices

SHOUT OUT: Leader - "God is our Creator" Kids - "Give Him Praise!"

BIBLE STORY: God creates the World (Genesis 1)

TUESDAY

FUN FACTOR: Theme Day - Vibrant Creation (Dress your child in bright tropical colors, floral shirts, fun patterns)

SNACK: Chicken Nuggets & Banana Halves

SHOUT OUT: Leader - "God knows everything" Kids - "Give Him Praise!"

BIBLE STORY: David celebrates all God knows. (Psalm 139)

WEDNESDAY

FUN FACTOR: Wacky Hair Day (Crazy Hairdo; no color dyes please.)

SNACK: Hotdogs & Cheese Puffs

SHOUT OUT: Leader - "God is our Safe Place" Kids - "Give Him Praise!"

BIBLE STORY: David hides from Saul. (1 Samuel 23-24)

THURSDAY

FUN FACTOR: Shine & Share – Children will hear the Gospel and learn that God is love. If they know the Good News, they can share it – today. (Glow items provided.)

SNACK: Nachos (Chips & Cheese) & Fruit Snacks

SHOUT OUT: Leader - God is Love Kids - "Give Him Praise!"

BIBLE STORY: Jesus dies and comes to life to show God's love. (Luke 22:39-24:12)

FRIDAY

FUN FACTOR: Rainforest Falls Celebration – Pick up child(ren) at 12:30 PM. Parents stay with their child(ren) after pickup. Bring your own lunch and enjoy water inflatables in the greenbelt. Send child(ren) in a swimsuit under their clothes and bring a towel. Iced treats will be available for purchase, our VBS Yard Sale will be open, and inflatables will remain open until 2:00 PM.

SNACK: Taquitos & Watermelon

SHOUT OUT: Leader - "God is Forever" Kids - "Give Him Praise!"

BIBLE STORY: God gives John a vision of heaven. (Revelation 7:17; 21-22)

MONDAY LESSON

BIBLE STORY:

God creates the world. (Genesis 1)

BIBLE INSIGHTS:

Genesis 1 launches the ultimate origin story—no capes, no gadgets, just God’s unstoppable creative power! With just a command, he fills the emptiness with light, land, and life. Imagine—no tools, no materials, just God’s voice shaping the universe! Though the sun and moon don’t appear until day four, light already shines from day one, proving God doesn’t rely on the sun to illuminate his creation. And here’s something amazing: The Hebrew word bara, meaning “create,” describes only what God does. No one else creates from nothing! After forming the oceans, mountains, and every creature, God saves his most treasured work for last—people. God crafts people unlike anything else—in His image—designed for a deep and personal relationship with Him. Every child reflects the artistry of the ultimate Creator!

BIBLE VERSE:

Give thanks to the Lord, for he is good. His love endures forever.

Psalm 136:1 NIV



MONDAY KID CONNECT

CELEBRATE GOD'S CREATIONS

God is our Creator – Give Him Praise!

Kids often hear they need to make something of themselves—be smarter, cooler, more successful. But Scripture flips that script. Before kids ever tried to prove their worth, God already designed them with purpose and love. That truth changes everything! Kids don't need to chase approval or compete for value; they already matter because the Creator of the universe formed them intentionally, in his own image. Wow—imagine walking with confidence, knowing you belong, have value, and were created for something extraordinary! Plus, every day we get to enjoy reminders of God's ongoing creative work through sunshine, trees, and even rain! Today, take joy in showing kids God's creative nature! Remind kids that, as people, they're God's “very good” creation.

PRAY

Father, guide me today as I spend time with the children at VBS. Rekindle my wonder for You and give me a patient, attentive heart. Help me slow down, listen well, and enjoy their questions, remembering that each child is already created with purpose and deeply loved by You. Use me to point them back to the truth that they are Your “very good” creation.



MONDAY LINE-UP



Shout Out:

God is our Creator, Give Him Praise!

Collecting for Missions:

- Shiprock Back-to-School Outreach
- School Supplies
 - Crayons (24 Pack)
 - Markers (8-10 Pack)
 - Colored Pencils (12 Pack)
 - Glue Sticks
- Bibles for Backpacks – Bring in your change to help put a Bible in every backpack.

Exploration Station (craft/hands-on) - HUB

- Children will create a dough ball with flour, salt, and water.

Wild Games (recreation) - Greenbelt

- Splash pads and Sprinklers, Piranhas, Minnows, and Seaweed tag

Tree Top Treats (Snack) – SoPo *

- Grilled Cheese & Apple Slices

Rooted Bible Adventures (Bible) - Sanctuary *

- Animal Tracks

*Additional instructions - please see the following activity pages.



MONDAY BIBLE ACTIVITY

Monday Shout Out: God is our Creator, Give Him Praise!

Bible Story: God Creates the World (Genesis 1)

Bible Verse: Praise the Lord, everything He has created, everything in all His kingdom! (Psalm 103:22)

SAY:

- The Hebrew word bara means “create”, describing only what God does! No one else creates from nothing! After forming the oceans, mountains, and every creature, God saves his most treasured work for last—people. God crafts them, unlike anything else, in His image, designed for a deep and personal connection with Him. This is a reason to celebrate! God—the intentional Master Creator—lovingly made each part of creation—including us! We can find confidence in knowing we were crafted by God’s ingenious design!

PRAY

- Pray with your group prior to starting discussion. Ideas: Pray for specific group needs, focus, understanding, and always pray that hearts would be open and willing to receive the Word of God.

PLAY

- (Guess the Animal Card Game) Each student will take a turn guessing a mystery animal! When playing, they can ask some questions that have the answers “yes” or “no”, like “does it have fins?”. Use the sample question card as a reference. If you cannot guess the animal, use the hint card, and another player can give you a key clue about this animal.



MONDAY BIBLE ACTIVITY

Bible Activity Story Questions/Talking Prompts

- What do these animals sound like? Let each child take a turn making the animal's noise, then join in as a group! (Bear, tiger, cow, pig, chicken, cat, dog, snake, owl, coyote, goat, rooster and a frog)
- Why do you think God created so many different animals for us to enjoy?
- What is unique about how God creates? (He doesn't need anything to create—He alone can create something from nothing!)
- Why do you think God created animals with such variety?
- How are people different from any other animal God created?
- What does it mean to be made in God's image? (We can listen to the Word of God and respond! We can worship Him and honor Him in a way that no other animals can do. God has given us some of His divine attributes so that we can experience Him in a way that no other animal can.)
- When we appreciate the beauty of nature and the variety of animals, how does this bring God glory?
- What are some of your favorite animals that God created? Why?



MONDAY SNACK ACTIVITY

Pictures

- PLEASE TAKE YOUR GROUP PHOTO BEFORE YOUR GROUP GETS A SNACK.

God Made Me – Rainforest Welcome Activity

Purpose:

This activity reinforces Genesis 1 by helping children understand that God created the world and every person in it. Through participation, movement, discussion, and group interaction, students learn that God intentionally created them and everything around them. The activity also helps children become comfortable with their groups and introduces the excitement of Rainforest Falls.

- Students participate through standing prompts, hand raising, discussion, and group responses while remaining in their assigned space.
- Leaders remain with groups throughout the activity.
- Emcee introduces snack time expectations and guides the group through activities.

Activity Steps:

1. Introduce the Daily Truth: “God is our Creator.”
2. Introduce Rainforest Falls Chant
Students participate in the stomp-stomp-clap chant.
3. Shout-Out Activity Leader: “God is our Creator!” Kids: “Give Him Praise!”
Toucan vs Jaguar Shout-Off (2–3 rounds):
Team Toucan: “GOD IS OUR CREATOR!”
Team Jaguar: “GIVE HIM PRAISE!”
Finish with everyone shouting together.
4. Activity Time (Choose prompts as time allows)
Stand Prompts (Choose 3–4)
Creation Prompts (Choose 3–4)
Discussion Questions (Choose 1–2)
5. Teaching Moment
Connect the activity back to how God created the world and created each person with purpose.
6. Call & Response God knows everything! Give Him Praise!
7. Closing Prayer



MONDAY SNACK ACTIVITY

- **Cont.**

- **ROUND 1 – STAND PROMPTS (CHOOSE 3-4)**

- Stand if you have brown eyes.
- Stand if you have blue eyes.
- Stand if you have brothers.
- Stand if you have sisters.
- Stand if you like pizza.
- Stand if you like animals.
- Stand if you like sports.
- Stand if you like music.

- **ROUND 2 – CREATION PROMPTS (CHOOSE 3-4)**

- Raise your hand if you like animals.
- Raise your hand if you like trees.
- Raise your hand if you like rivers.
- Raise your hand if you like mountains.
- Raise your hand if you like flowers.
- Raise your hand if you like stars.
- Raise your hand if you like rain.
- Raise your hand if you like sunshine.

- **ROUND 3 – DISCUSSION QUESTIONS (CHOOSE 1-2)**

Discussion prompts:

- Who created the world?
- Who created the animals?
- Who created you?
- What is your favorite thing God created?
- What animal do you like best?
- What is your favorite part of nature?

- **Prayer Requests**

- Ask students if they have any prayer requests. Spend some time praying. Keep the request and the prayers short, particularly with younger children, as you could lose their attention. Write down their prayers and follow up with the child throughout the week.



TUESDAY LESSON

Bible Story:

David celebrates all God knows. (Psalm 139)

Bible Insights:

Psalm 139 gives us a front-row seat to David's heart as he wrestles with the incredible truth that God knows everything about him—his thoughts, his actions, even the words he hasn't spoken yet! As a young shepherd, David spent years alone in the fields, unseen by people but fully known by God. Later, as a fugitive running from King Saul, he hid in caves yet always stayed in God's watchful care. Even as king, when David made terrible mistakes, God still saw and pursued him. David understood both the comfort and the weight of being fully known by a God who never loses sight of His people. He described God's knowledge as both mind-blowing ("too great for me to understand") and deeply personal ("You know my thoughts"). God doesn't just see us; He intimately knows every detail of our hearts.

Bible Verse:

Give thanks to the Lord, for he is good. His love endures forever.

Psalm 136:1 NIV



TUESDAY KID CONNECT

KNOWN AND LOVED

God knows everything, Give Him Praise!

The kids coming to VBS live in a world that constantly watches them—safety monitors, social media posts, school expectations, even AI-driven content telling them who they should be. In spite of all that attention, many kids still feel unseen, unknown, or misunderstood. Psalm 139 reassures kids that God doesn't just watch them like an algorithm tracking clicks. God knows their hearts, like a loving Father. God sees their struggles, their dreams, their quiet worries...and God cares. For children wrestling with comparison or anxiety, this truth brings peace. Help kids find rest in discovering that no burden or worry is hidden from our faithful God.

PRAY

Father, as the kids come to VBS this week, help them know they are fully seen and deeply loved by You. In a world that can make them feel pressured, overlooked, or misunderstood, remind them that You know their hearts, their worries, and their dreams. Bring peace to every anxious mind and comfort to every child carrying heavy feelings. Help them find rest in knowing that nothing about them is hidden from You, and that Your love for them never changes. Amen.



TUESDAY LINE-UP

Shout out:

God knows everything, Give Him Praise!

Collecting for Missions:

- Shiprock Back-to-School Outreach
 - Pencils (12+ Pack)
 - Pens (Blue/Black)
 - Highlighters
 - Dry Erase Markers
 - Pencil Pouch
- Bibles for Backpacks- Bring in your change to help put a Bible in every backpack.

Exploration Station (craft/hands-on) - HUB

- Rain Reveal Cards - Children will discover what is behind their reveal cards and use magnifying glasses to dig deeper and see small details.

Wild Games (recreation) - Greenbelt

- Dunk Tanks, Water squirters, and Vollyball

Tree Top Treats*

- Chicken Nuggets and Banana Halves

Rooted Bible Adventures (Bible) - Sanctuary *

- God Knows Everything About Me Activity

*Additional instructions - please see the following activity pages.



THEME DAY: VIBRANT CREATION
(DRESS YOUR CHILD IN BRIGHT
TROPICAL COLORS, FLORAL SHIRTS,
FUN PATTERNS)

TUESDAY BIBLE ACTIVITY

Tuesday Shout Out: God knows everything, Give Him Praise!

Bible Story: David celebrates all God knows. (Psalm 139)

Bible Verse: “O Lord, you have examined my heart and know everything about me”
(Psalm 139:1)

SAY

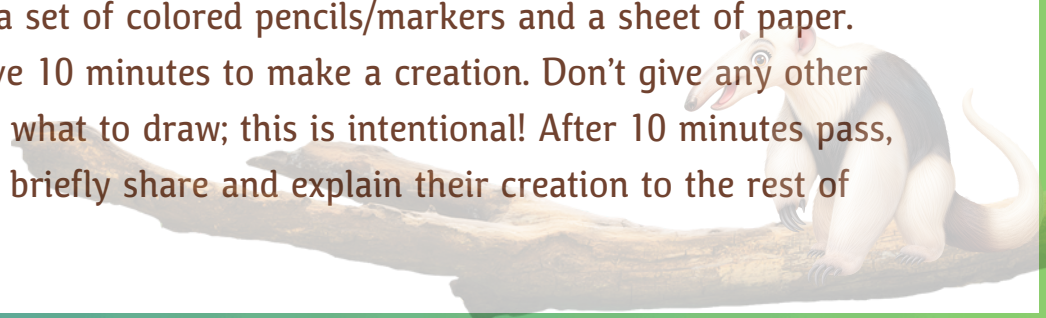
- Psalm 139 gives us a front-row seat to David’s heart as he wrestles with the incredible truth that God knows everything about him—his thoughts, his actions, and even the words he hasn’t spoken yet! As a young shepherd, David spent years alone in the fields, unseen by people, but seen and fully known by God. Later, when David was a fugitive running from King Saul, he hid in caves yet always stayed in God’s faithful care. Even as king, when David made terrible mistakes and sinned, God still saw and pursued David. David understood the weight and comfort of being fully known by God. God doesn’t just see us; He intimately knows every detail of our hearts. Be encouraged! God knows every detail of our lives and promises to always love and be with us.

PRAY

- Pray with your group prior to starting discussion. Ideas: Pray for specific group needs, focus, understanding, and always pray that hearts would be open and willing to receive the Word of God.

PLAY

- Younger Kids: Action Rhyme (God Knows Everything About Me)
- Older Kids: Break the students up into groups with 4–5 students per group. Give them a set of colored pencils/markers and a sheet of paper. Tell them they have 10 minutes to make a creation. Don’t give any other instructions about what to draw; this is intentional! After 10 minutes pass, ask each group to briefly share and explain their creation to the rest of the group.



TUESDAY BIBLE ACTIVITY

God Knows Everything About Me (Action Rhyme) (Younger Kids)

Directions: Lead your group through this action rhyme. The words in red are the actions students should be doing as they repeat the rhyme after you.

God knows everything about me - **Pointing to self.**

He knows who I am and what I'll be.

He sees me when I sit and when I stand - **Sit and then stand.**

He holds me in his hand- **Stretch out hand with palms facing up.**

He knows everything I think. - **Point to brain.**

And even when I wink - **Wink**

He knows when I leave and when I return - **Walk forward and then turn around and walk back.**

And he knows all my concerns.

He knows every word I'll say - **Point to mouth.**

And everything I'll pray - **Place your hands together in praying position.**

He is in front and in back - **Point in front of you then point to the back of you.**

He always keeps track.

He lays his hands upon me - **Put your hands on your shoulders.**

Oh, how wonderful he can be! - **Raise arms to sky as high as you can in praise.**



TUESDAY SNACK ACTIVITY

Tuesday: God knows everything, Give Him Praise!

Bible: David celebrates all God knows. (Psalm 139)

Mini Flying Discs- God sees it all

Purpose:

This activity reinforces Psalm 139 by helping children understand that God sees and knows everything about them. The mini flying discs provide a visual and interactive way for students to participate while remaining seated in their snack area.

- Students remain seated and use their discs to participate.
- Discs stay in hands and are not thrown.
- Leaders remain with groups throughout the activity.

Activity Steps:

1. Introduce the Daily Truth: God knows everything.
2. Rainforest Falls Chant
Students participate in the stomp-stomp-clap chant.
3. Shout-Out Activity: Leader: "God knows everything!" Kids: "Give Him Praise!"
Toucan vs Jaguar Shout-Off

4. Disc Activities (Choose prompts as time allows)
Leaders should choose prompts as time allows.

Round 1: Raise / Hold Up Disc Prompts

Round 2: Response Disc Prompts

Round 3 (Optional): Group Disc Challenge

5. Teaching Moment:

Connect the activity back to Psalm 139 and how God knows everything about us—even our thoughts, feelings, and experiences.

6. Call & Response God knows everything! Give Him Praise!

God knows me!

God sees me!

7. Closing Prayer



TUESDAY SNACK ACTIVITY

Tuesday: God knows everything, Give Him Praise!

Bible: David celebrates all God knows. (Psalm 139)

Round 1: Hold up Your Disc If... (Choose 4-6)

- God knows your favorite food.
- God knows your favorite color.
- God knows your favorite animal.
- God knows your favorite game.
- God knows your best friend.
- God knows your birthday.

Round 2: God Knows My Feelings (Choose 4-6)

- Hold up your disc if God knows what makes you laugh.
- Hold up your disc if God knows when you feel happy.
- Hold up your disc if God knows when you feel sad.
- Hold up your disc if God knows when you feel nervous.
- Hold up your disc if God knows when you feel brave.
- Hold up your disc if God knows when you feel lonely.
- Hold up your disc if God knows your thoughts.
- Hold up your disc if God knows your prayers.

Round 3: Disc Challenge (optional)

- Touch your disc to your head if God knows your thoughts
- Hold your disc high if God sees you
- Hide your disc behind your back because nothing is hidden from God
- Stand if God knows EVERYTHING about you

• Prayer Requests

- Ask students if they have any prayer requests. Spend some time praying. Keep the request and the prayers short, particularly with younger children, as you could lose their attention. Write down their prayers and follow up with the child throughout the week.



WEDNESDAY LESSON

Bible Story:

David hides from Saul. (1 Samuel 23–24)

Bible Insights

David's life reads like an action-packed survival story. After being anointed as the future king, he suddenly found himself running for his life from King Saul. Forced to flee, David hid in the caves of Adullam, a rugged, rocky refuge southwest of Bethlehem. These caves, naturally formed in limestone cliffs, provided shelter and secrecy for someone on the run. But David's caves weren't small, cramped holes in the ground—they were large, deep systems, often used by travelers, shepherds, and even armies. God provided not just a physical refuge but also a community—David's family and a band of 400 outcasts joined him! While caves and strongholds provided temporary shelter, David found his safety daily in the presence and promises of God.

Bible Verse:

Give thanks to the Lord, for he is good. His love endures forever. Psalm 136:1 NIV



WEDNESDAY KID CONNECT

HE IS OUR SAFE PLACE

God is our Safe Place, Give Him Praise!

Kids may not be running from a king, but many face battles that leave them feeling overwhelmed or unsafe. Whether it's the pressure of school, struggles at home, or the weight of anxiety, kids need a refuge just like David. The good news? God still provides a safe place—not a cave or a hiding spot, but his rock-solid presence. When everything around them feels uncertain, kids can trust that God understands, hears what's spoken in their hearts, and stays with them. Just as God never abandoned David, God will never abandon us. While God never promises that we won't face hardship, He does promise to be our shelter. Guide kids to find comfort when they turn to God as a refuge—a safe place for their hurting hearts.

Pray

Lord, thank You for being our safe place when life feels overwhelming. Many kids carry worries, fears, and struggles that others may not see, but You understand every hurting heart. Remind them that they never face hard things alone because You are always near. When life feels uncertain, help them find comfort, peace, and strength in Your presence. Teach them to run to You as their refuge and trust that You will never leave them or abandon them. Amen.



WEDNESDAY LINE-UP

Shout out

God is our Safe Place, Give Him Praise!

Collecting for Missions:

- Shiprock Back-to-School Outreach
 - Composition notebook (wide or college ruled)
 - Spiral notebook (single subject wide or college ruled)
 - Loose-leaf paper(wide or college ruled)
 - Pocket folders
 - Graph paper
- Bibles for Backpacks- Bring in your change to help put a Bible in every backpack

Exploration Station (craft/hands-on) - HUB

- Flutter Flies Butterfly- Color and twist to make them fly.

Wild Games (recreation) - Greenbelt

- Axe Throwing and Football Toss

Tree Top Treats (snack) SoPo *

- Hotdogs and Cheese Puffs

Rooted Bible Adventures (Bible) - Sanctuary *

- Cut the Cloak and Sleeping Saul Activities

***Additional instructions - please see the following activity pages.**



WEDNESDAY BIBLE ACTIVITY

Wednesday Shout Out: God is our safe place, Give Him Praise!

Bible Story: David Hides from Saul (1 Samuel 23-24)

Bible Verse: “Then I pray to you, O Lord. I say, ‘You are my place of refuge.’” (142:5)

SAY

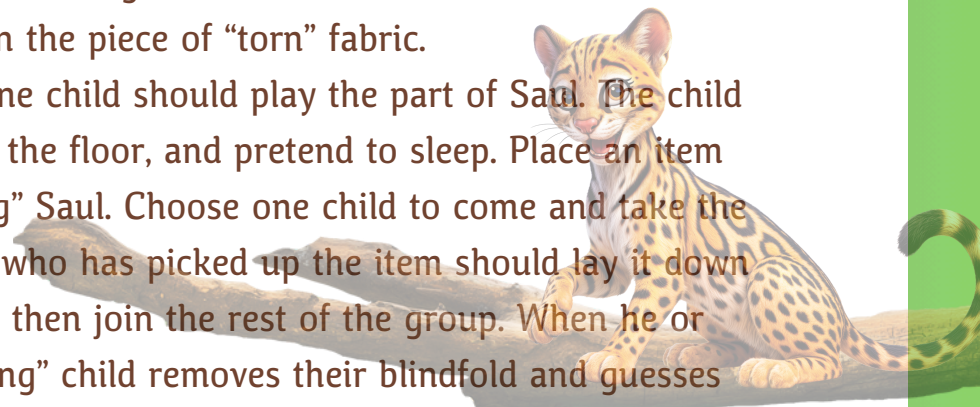
- David’s life reads like an action-packed survival story. After being anointed as the future king, he suddenly found himself running for his life from King Saul. Forced to flee, David hid in the caves of Adullam, a rugged, rocky refuge southwest of Bethlehem. These caves, naturally formed in limestone cliffs, provided shelter and secrecy for someone on the run. But David’s caves weren’t small, cramped holes in the ground—they were large, deep systems, often used by travelers, shepherds, and even armies. God provided not just a physical refuge but also a community—David’s family and a band of 400 outcasts joined him! While caves and strongholds provided temporary shelter, David found his safety in the presence and promises of God.

PRAY

- Pray with your group prior to starting discussion. Ideas: Pray for specific group needs, focus, understanding, and always pray that hearts would be open and willing to receive the Word of God.

PLAY

- Cut the Cloak (Activity 1) Each group will receive a piece of fabric representing Saul’s robe. As a group, come up with ideas on how to show kindness, or mercy, instead of revenge. Read 1 Samuel 24:1-15 for context and write your group idea on the piece of “torn” fabric.
- Sleeping Saul (Activity 2) One child should play the part of Saul. The child should be blindfolded, lie on the floor, and pretend to sleep. Place an item on the floor next to “sleeping” Saul. Choose one child to come and take the item away quietly. The child who has picked up the item should lay it down in an agreed-upon place and then join the rest of the group. When he or she says “mercy”, the “sleeping” child removes their blindfold and guesses who took the item. Children will quickly learn to disguise their voices.



WEDNESDAY BIBLE ACTIVITY

Bible Activity Story Questions/Talking Prompts

- Why do you think Saul wanted to capture David?
- How did God help David while he was hiding from Saul?
- What did Jonathan do to help and encourage David?
- How do you think David felt when he had to keep running and hiding?
- Why didn't David hurt Saul when he had the chance in the cave?
- What does David's choice in the cave tell us about his character?
- How do you think Saul felt when David showed him the piece of his robe?
- What do you think was the most difficult part of David's situation?
- What surprised you most about these chapters?
- Why is it sometimes hard to do the right thing when someone is being mean to us?
- What do you think gave David the courage to trust God?
- Why is forgiveness often harder than getting revenge?



WEDNESDAY SNACK ACTIVITY

Wednesday: God is our Safe Place, Give Him Praise!

Bible: David Hides from Saul (1 Samuel 23-24)

Freeze and Safe Place Activity

Purpose:

This activity reinforces 1 Samuel 23–24 by helping children understand that God is our refuge and safe place. Through controlled movement and freeze moments, students learn that God brings safety, peace, and protection.

- Students remain in their assigned space throughout the activity.
- Students participate through motions, standing prompts, and freeze activities.
- Leaders remain with groups throughout the activity.

Activity Steps:

1. Introduce the Daily Truth: “God is our Safe Place.”

2. Rainforest Falls Chant

Students participate in the stomp-stomp-clap chant.

3. Shout-Out Activity Leader: “God is our Safe Place!” Kids: “Give Him Praise!”

Toucan vs Jaguar Shout-Off

4. Freeze Activities (Choose rounds as time allows)

Leaders should choose prompts as time allows.

Round 1 – Freeze Practice Round

Round 2 (Optional): Freeze Challenge Round

5. Teaching Moment

Connect the activity back to how David hid from Saul, but God remained David’s refuge and protection.

6. Safe Place Motions

Hug yourself if God comforts you.

Place hands over head if God protects you.

Point upward if God is always with you.

7. Call & Response:

God is our Safe Place! Give Him Praise!

God protects me!

8. Closing Prayer



WEDNESDAY SNACK ACTIVITY

Wednesday: God is our safe place, give Him praise!

Bible: David Hides from Saul (1 Samuel 23-24)

Stand Prompts (Choose 4-6)

- Raise your hand if you've ever been scared.
- Raise your hand if storms can feel scary.
- Raise your hand if loud noises can feel scary.
- Raise your hand if the dark has ever scared you.
- Raise your hand if you've ever worried about something.
- Raise your hand if you feel safer with someone you trust.
- Stand if someone has helped you feel safe before.
- Stand if you feel safer when someone is with you.

Freeze Prompts (Choose 3-4)

- Freeze like a statue when I yell FREEZE!
- Point upward because God is our refuge. - FREEZE!
- Hug yourself because God comforts us. - FREEZE!

Safe Place Responses (Choose 3-4)

- Stand if God helps you when you're afraid.
- Stand if God helps you when life feels hard.
- Stand if God gives you courage.
- Stand if God is stronger than fear.
- Stand if God is your refuge.
- Stand if God is your Safe Place.
- Say together: GOD IS MY SAFE PLACE!

Prayer

Ask students if they have any prayer requests. Spend some time praying. Keep the request and the prayers on the shorter side particularly with younger children as you could lose their attention. Write down their prayers and follow up with the child throughout the week.



THURSDAY LESSON

Bible Story:

Jesus dies and comes to life to show God's love. (Luke 22:39-24:12)

Bible Insights:

God's creativity and magnificent design didn't end with the creation of the world. One might even say that God's plan to reveal the greatest act of love began at the Garden of Eden. God's Son, Jesus, came to earth—fulfilling a staggering 300 Old Testament prophecies! The passage begins in the Garden of Gethsemane, where Jesus, fully aware of the pain ahead, chooses to follow God's plan. Jesus' love wasn't just a feeling; it was a choice that cost him everything. Where betrayal and arrest might have stirred up emotions of anger, Jesus showed only love. Instead of fighting or fleeing, he carried the cross and gave his life, demonstrating the power of God's love for us. Three days later, in the most astonishing moment of all, the tomb stood empty—Jesus conquered death! God showed that his love is more powerful than anything.

Bible Verse:

Give thanks to the Lord, for he is good. His love endures forever.

Psalms 136:1 NIV



THURSDAY KID CONNECT

THE GIFT OF LOVE

God is Love, Give Him Praise!

Kids hear mixed messages about love. Songs say it's about feelings. Influencers claim that popularity equals love. And people may argue, "If you loved me, you'd..." But Jesus reveals a different kind of love—one that's selfless, sacrificial, and unshakable. Jesus didn't love based on who deserved it; he loved because that's who he is. What a gift to know that we're fully loved—not because we're perfect, but simply because God is love. In a world that often defines love in shallow or conditional ways, the cross and the empty tomb remind kids what real love looks like—powerful, unstoppable, and forever! Today, help kids explore a God-focused definition of love that will change their lives for eternity.

Pray

Father, thank You for showing us what real love looks like through Jesus. In a world that gives confusing messages about love, help kids understand that Your love is constant, selfless, and forever. Remind them that they are fully loved not because they are perfect, but because You are loving and good. Help them see the cross and the empty tomb as proof of Your powerful love, and teach them to share that same love with others. Amen.



THURSDAY LINE-UP

Shout out

God is Love, Give Him Praise!

Collecting for Missions:

- Shiprock Back-to-School Outreach
 - 1"–1.5" binder
 - Dividers
 - Student scissors
 - 12" transparent ruler
- Bibles for Backpacks- Bring in your change to help put a Bible in every backpack

Exploration Station (craft/hands-on) - HUB

- Flutter Flies Butterfly- color and twist to make them fly.

Wild Games (recreation) - Greenbelt

- Axe Throwing and Football Toss

Tree Top Treats (snack) SoPo *

- Hotdogs and Cheese Puffs

Rooted Bible Adventures (Bible) - Sanctuary *

- Gospel Message Day

***Additional instructions - please see the following activity pages.**



THURSDAY BIBLE ACTIVITY

Thursday Shout Out: God is Love, Give Him Praise!

Bible Story: Jesus dies and comes back to life to show God's love.

(Luke 22:39-24:12)

Bible Verse: "Give thanks to the Lord, for He is good! His faithful love endures forever."

(Psalm 136:1)

SAY

- God's creativity and magnificent design didn't end with creating the world. One might even say that God's plan to reveal the greatest act of love began in the Garden of Eden. God's Son, Jesus, came to Earth—fulfilling a staggering 300 Old Testament prophecies! The passage begins in the Garden of Gethsemane, where Jesus, fully aware of the pain ahead, chooses to follow God's plan. Jesus' love wasn't just a feeling; it was a choice that cost him everything. Where betrayal and arrest might have stirred up emotions of anger, Jesus showed only love. Instead of fighting or fleeing, he carried the cross and gave his life demonstrating the power of God's love for people. Three days later, in the most astonishing moment of all, the tomb stood empty! Jesus conquered death! God showed that His love is more powerful than anything.

PRAY

- Pray with your group prior to starting discussion. Ideas: Pray for specific group needs, focus, understanding, and always pray that hearts would be open and willing to receive the Word of God.

PLAY

- Gospel Message Day—no game, but rather discussion about what it means and looks like to accept Jesus personally.
- Gospel bookmark
- Review Gospel using the Gospel bracelet



THURSDAY BIBLE ACTIVITY

Bible Activity Story Questions/Talking Prompts

- Why did Jesus go to the Mount of Olives to pray?
- What did Jesus ask His disciples to do while He prayed?
- Why do you think Jesus was feeling sorrowful before His arrest?
- What happened when the soldiers came to arrest Jesus?
- Why did Peter deny knowing Jesus?
- How do you think Peter felt after he realized what he had done?
- Why did Jesus not stop the people who arrested Him?
- What happened when Jesus died on the cross?
- Who placed Jesus' body in the tomb?
- What did the women find when they arrived at the tomb?
- What message did the angels give to the women?
- Why is Jesus' resurrection so important?
- Why is it important to obey God even when it is hard?
- What should we do when we make a mistake like Peter did?
- How can we ask God for strength when we feel weak?



THURSDAY SNACK ACTIVITY

Thursday: God is Love, Give Him Praise!

Bible: Jesus dies and comes to life to show God's Love. (Luke 22:39-24:12)

God is Love Activity

Purpose:

This activity reinforces Luke 22–24 by helping children understand that Jesus showed real love through His actions. Through participation, movement, and discussion, students learn that God's love is something we receive and something we can share with others.

- Students remain in assigned amphitheater rows/sections.
- Students participate through standing prompts, motions, and discussion.
- Leaders remain with groups to encourage participation and maintain spacing.

Activity Steps:

1. Introduce the Daily Truth: God is Love.
2. Rainforest Falls Chant
Students participate in the stomp-stomp-clap chant.
3. Shout-Out Activity Leader: "God is Love!" Kids: "Give Him Praise!"
Toucan vs Jaguar Shout-Off
4. Love Activities (Choose prompts as time allows)
Round 1: Ways We Have Been Loved
Round 2: Ways We Can Show Love
Round 3: God Loves Me Response Activities
Leaders should choose prompts as time allows.
5. Teaching Moment
Connect the activity back to how Jesus showed His love through His actions.
6. Call & Response: God is Love! Give Him Praise!
God loves me!
We can love others!
7. Closing Prayer

THURSDAY SNACK ACTIVITY

Tuesday: God is Love, Give Him Praise!

Bible: Jesus dies and comes to life to show God's Love. (Luke 22:39-24:12)

God is Love Activity

Ways We Have Been Loved (Choose 4-6)

- Stand if someone helped you this week.
- Stand if someone made you laugh.
- Stand if someone encouraged you.
- Stand if someone shared with you.
- Stand if someone prayed for you.
- Smile if someone showed kindness to you.

Ways We Can Show Love (Choose 4-6)

- Stand if YOU can help someone.
- Stand if YOU can share with others.
- Stand if YOU can forgive someone.
- Stand if YOU can encourage a friend.
- Stand if YOU can pray for someone.
- Raise your hand if YOU can love difficult people.

God Loves Me Responses (Do All)

- Smile big if God loves you.
- Hands on heart: GOD LOVES ME.
- Arms wide: GOD'S LOVE IS BIG.
- Point outward: WE CAN LOVE OTHERS.

• Prayer Requests

- Spend some time praying. Keep the request and the prayers
- short, as you could lose their attention. Continue to write down
- their prayers and follow up with the child.



FRIDAY LESSON

Bible Story:

God gives John a vision of Heaven.
(Revelation 7:17; 21-22)

Bible Insight

The book of Revelation pulls back the curtain on eternity, showing that God's love, power, and presence are forever. These words came from a vision given to the Apostle John, one of Jesus' closest friends, during exile on the island of Patmos. Imagine being alone on a rocky island, separated from everyone you love, when suddenly, heaven opens before you! Wow! God gave John a glimpse of the future, revealing a world completely restored, where there's no more pain, sadness, or death. John recorded that God wipes away every tear, and Jesus, the Lamb, becomes our eternal Shepherd, leading us along streams of living water. Revelation 21:23 explains that heaven doesn't even need the sun or moon because God's glory shines so brightly! What a wonderful "full circle" picture of God's glory shining during creation! God isn't just powerful for a moment—He is forever. God's Kingdom, love, and promises never end.

Bible verse:

Give thanks to the Lord, for he is good. His love endures forever.
Psalm 136:1 NIV



FRIDAY LINE-UP

Shout out

God is Forever, Give Him Praise!

Collecting for Missions:

- Shiprock Back-to-School Outreach
 - Reusable water bottles
 - Combination Locks
- Bibles for Backpacks- Bring in your change to help put a Bible in every backpack

Exploration Station (craft/hands-on) - HUB

- Picture frames- children will paint the frames with blue stick paint and add clouds with shaving cream

Wild Games (recreation) - Greenbelt

- Inflatables and Slip 'n Slide

Tree Top Treats (snack) SoPo *

- Taquitos and Watermelon

Rooted Bible Adventures (Bible) - Sanctuary *

- Left-Right Activity

***Additional instructions - please see the following activity pages.**



FRIDAY KID CONNECT

GOD IS FOREVER

God is Forever, Give Him Praise!

It's often said that "all good things come to an end." Kids understand that, as they live in a world where things don't last. Favorite shoes wear out, friendships change, and even the latest trends fade in a flash. That can make life feel uncertain, even scary. But Scripture gives kids a life-changing truth: God never runs out, never changes, and never leaves. God's love is permanent, His promises are unbreakable, and His home is waiting for all who trust in Him. That means kids don't need to be afraid of the future. God's vision to John means that the love of our all-knowing Creator and Refuge never ends! Kids can look to a bright future, celebrating all that God promises for those who trust in Jesus.

Pray

Father, thank You that You are forever. When things change and life feels uncertain, help kids remember that Your love never ends, Your promises never fail, and You are always with them. Fill their hearts with hope and confidence as they learn to trust You with their future. Remind them that no matter what happens, they are safe in Your hands and loved by You forever. Amen.



FRIDAY BIBLE ACTIVITY

Friday Shout Out: God is Forever, Give Him Praise!

Bible Story: God gives John a vision of Heaven. (Revelation 7:17; 21–22)

Bible Verse: “But we can praise the Lord both now and forever! Praise the Lord!” (Psalm 115:18)

SAY


- The book of Revelation pulls back the curtain on eternity, showing that God's love, power, and presence are forever. These words came from a vision given to the Apostle John, one of Jesus' closest friends, during exile on the island of Patmos. Imagine being alone on a rocky island, separated from everyone you love, when suddenly, heaven opens before you! Wow! God gave John a glimpse of the future, revealing a world completely restored, where there's no more pain, sadness, or death. John recorded that God wipes away every tear, and Jesus, the Lamb, becomes our eternal Shepherd, leading us along streams of living water. Revelation 21:23 explains that heaven doesn't even need the sun or moon because God's glory shines so brightly! What a wonderful "full circle" picture of God's glory shining during creation! God isn't just powerful for a moment—He is forever. God's Kingdom, love, and promises never end.

PRAY

- Pray with your group prior to starting discussion. Ideas: Pray for specific group needs, focus, understanding, and always pray that hearts would be open and willing to receive the Word of God.

PLAY


- Left-Right Activity: As the group leader, you will read “The Book of Revelation--Left Or Right Game” passage out loud. Tell the kids to listen carefully to the story, and each time they hear 'LEFT' or 'RIGHT,' pass the item in that direction!



FRIDAY BIBLE ACTIVITY

Bible Activity Story Questions/Talking Prompts

- What makes the New Jerusalem so special?
- Why is there no need for the sun or moon in the city?
- What is the river of the water of life?
- What is special about the tree of life?
- What does it mean that God will live with His people?
- What promise does Jesus repeat at the end of Revelation?
- What did John see in his vision of the future?
- Who will live in the new heaven and new earth?
- What does the Bible say God will do for His people?
- What things will no longer exist in the new creation?
- How does God's promise of a new heaven and new earth give us hope?
- What can we do when we feel sad, knowing that God will one day make all things new?
- How can we live for Jesus while we wait for His return?
- What are some ways you can show God's love to others today?
- How can we remember that this world is not our forever home?
- If there is no more sadness, what kinds of emotions do you think people will experience?



FRIDAY SNACK ACTIVITY

Friday: God is Forever, Give Him Praise!

Bible: God gives John a vision of Heaven (Revelation 7:17; 21–22)

Forever Message Match

Purpose:

This activity reinforces Revelation 21–22 by helping children understand that while many things change or end, God never changes. Through participation, motions, and group responses, students reinforce that God’s love, promises, and presence last forever.

- Students remain seated in assigned amphitheater rows/sections.
- Students participate through motions, standing prompts, discussion, and group responses.
- Leaders remain with groups throughout the activity.

Activity Steps

1. Introduce the Daily Truth: God is Forever.
2. Rainforest Falls Chant
Students participate in the Rainforest Falls stomp-stomp-clap chant.
3. Shout-Out Activity: Leader: “God is Forever!” Kids: “Give Him Praise!”
Toucan vs Jaguar Shout-Off:
4. Forever Activities (Choose prompts as time allows)
Leaders should choose prompts as time allows.

Round 1: Things That End

Round 2: Things That Last Forever

Round 3 (Optional): Forever Message Match

5. Teaching Moment
Connect the activity back to how God never changes and His love lasts forever.
6. Call & Response
God is Forever! Give Him Praise!
God never changes!
God is forever!
7. Closing Prayer



FRIDAY SNACK ACTIVITY

God is Forever

Things That End (Choose 4-6)

- Raise your hand if days come to an end.
- Raise your hand if games end.
- Raise your hand if vacations end.
- Raise your hand if batteries run out.
- Raise your hand if toys break.
- Raise your hand if movies end.
- Raise your hand if snacks disappear.
- Stand if plans sometimes change.
- Stand if seasons change.
- Stand if school years end.

Things That Last Forever (Choose 4-6)

- Point upward if God never changes.
- Hand on heart if God keeps His promises.
- Stretch your arms wide if God's love never ends.
- Stand if God is always with you.
- Stand if God's love lasts forever.
- Stand if God keeps His promises forever.
- Stand if God will always love you.
- Stand if you can trust God no matter what.
- Raise your hand if God never leaves you.
- Point upward if GOD is forever!

Prayer Requests

You have spent the week praying for the children.

Before closing your time out, follow up on prayer requests from throughout the week. Remind children that even though VBS ends, God's love and care never end. They can keep praying for one another. Pray together



SCHEDULE



CREW LEADERS 1-15

TIME	ACTIVITY	LOCATION
8:30-8:45	TEAM TIME	SANCTUARY
8:45-9:25	CHECK-IN	SANCTUARY
9:00-9:30	OPENING	SANCTUARY

5 MINUTES TRANSITION

9:35-10:05	CRAFT	HUB
------------	-------	-----

5 MINUTES TRANSITION

10:10-10:40	RECREATION	GREENBELT
-------------	------------	-----------

5 MINUTES TRANSITION

10:45-11:15	SNACK	SOPO PATIO
-------------	-------	------------

5 MINUTES TRANSITION

11:20-11:50	BIBLE APPLICATION	SANCTUARY
-------------	-------------------	-----------

5 MINUTES TRANSITION

11:55-12:25	CLOSING	SANCTUARY
12:25-12:45	CHECK-OUT	SANCTUARY

CREW LEADERS 31-45

TIME	ACTIVITY	LOCATION
8:30-8:45	TEAM TIME	SANCTUARY
8:45-9:25	CHECK-IN	SANCTUARY
9:00-9:30	OPENING	SANCTUARY

5 MINUTES TRANSITION

9:35-10:05	RECREATION	GREENBELT
------------	------------	-----------

5 MINUTES TRANSITION

10:10-10:40	SNACK	SOPO PATIO
-------------	-------	------------

5 MINUTES TRANSITION

10:45-11:15	BIBLE APPLICATION	SANCTUARY
-------------	-------------------	-----------

5 MINUTES TRANSITION

11:20-11:50	CRAFT	HUB
-------------	-------	-----

5 MINUTES TRANSITION

11:55-12:25	CLOSING	SANCTUARY
12:25-12:45	CHECK-OUT	SANCTUARY

CREW LEADERS 16-30

TIME	ACTIVITY	LOCATION
8:30-8:45	TEAM TIME	SANCTUARY
8:45-9:25	CHECK-IN	SANCTUARY
9:00-9:30	OPENING	SANCTUARY

5 MINUTES TRANSITION

9:35-10:05	SNACK	SOPO PATIO
------------	-------	------------

5 MINUTES TRANSITION

10:10-10:40	BIBLE APPLICATION	SANCTUARY
-------------	-------------------	-----------

5 MINUTES TRANSITION

10:45-11:15	CRAFT	HUB
-------------	-------	-----

5 MINUTES TRANSITION

11:20-11:50	RECREATION	GREENBELT
-------------	------------	-----------

5 MINUTES TRANSITION

11:55-12:25	CLOSING	SANCTUARY
12:25-12:45	CHECK-OUT	SANCTUARY

CREW LEADERS 46-60

TIME	ACTIVITY	LOCATION
8:30-8:45	TEAM TIME	SANCTUARY
8:45-9:25	CHECK-IN	SANCTUARY
9:00-9:30	OPENING	SANCTUARY

5 MINUTES TRANSITION

9:35-10:05	BIBLE APPLICATION	SANCTUARY
------------	-------------------	-----------

5 MINUTES TRANSITION

10:10-10:40	CRAFT	HUB
-------------	-------	-----

5 MINUTES TRANSITION

10:45-11:15	RECREATION	GREENBELT
-------------	------------	-----------

5 MINUTES TRANSITION

11:20-11:50	SNACK	SOPO PATIO
-------------	-------	------------

5 MINUTES TRANSITION

11:55-12:25	CLOSING	SANCTUARY
12:25-12:45	CHECK-OUT	SANCTUARY



HUB SEATING CHART



STAGE

		11	9	7	5	3	1
28	26	24	22	20	18	16	
43	41	39	37	35	33	31	
	56	54	52	50	48	46	
29	12	10	8	6	4	2	
30	27	25	23	21	19	17	
44	42	40	38	36	34	32	
	57	55	53	51	49	47	

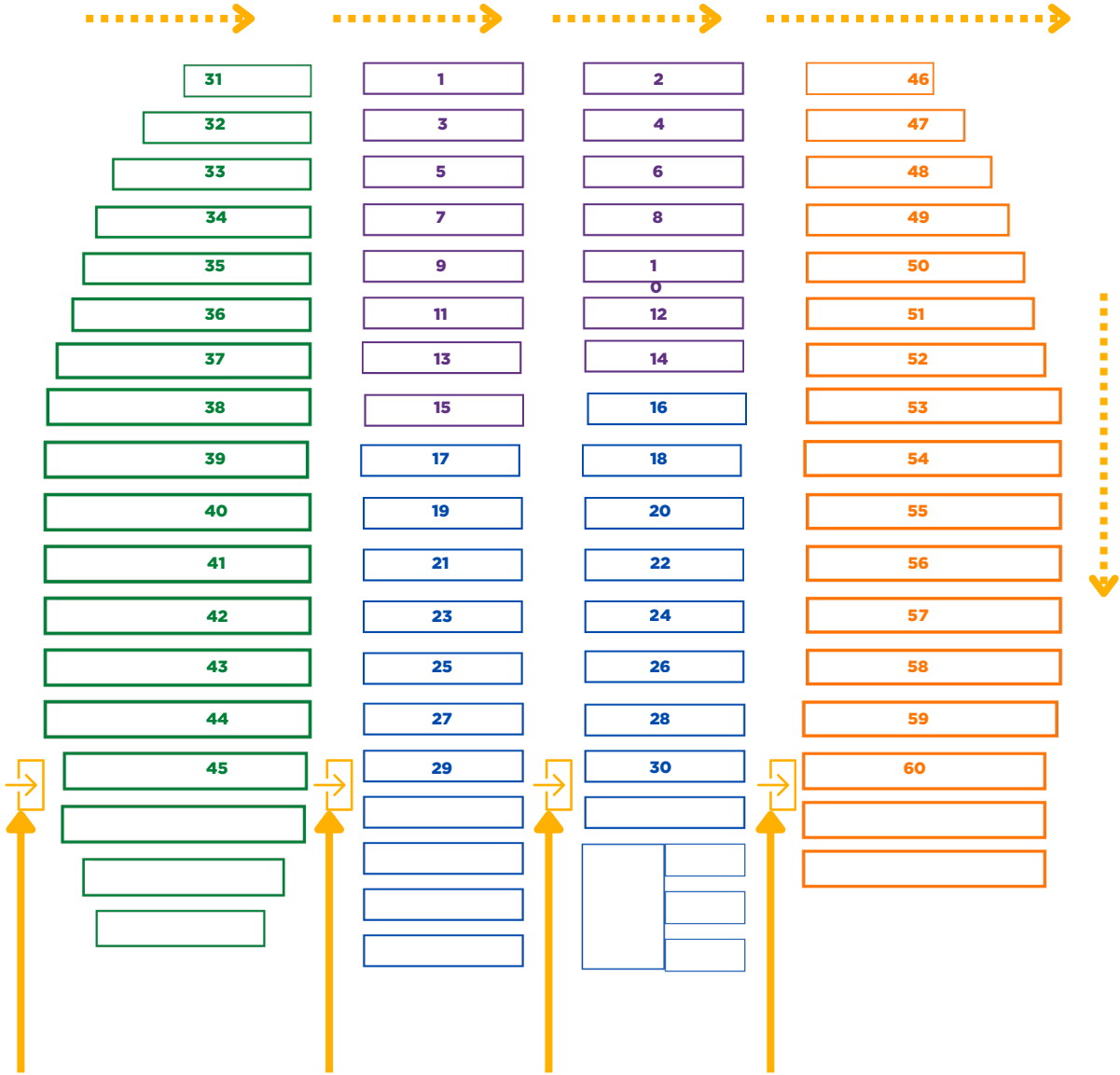
PREP TABLES

SANCTUARY/AUDITORIUM MAP



EXIT

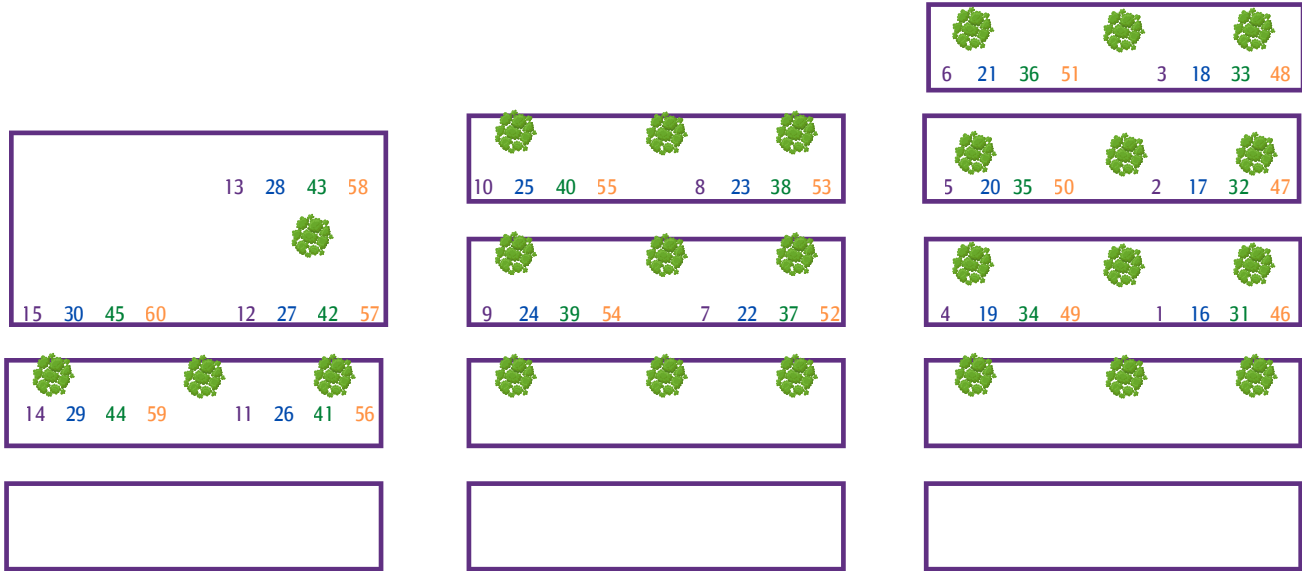
STAGE



PLEASE ENTER EACH ISLE ON THE LEFT TO CHECK IN AND CHECK OUT YOUR CHILD
EXIT THROUGH THE FRONT OF THE STAGE AND DOWN THE RIGHT SIDE OF THE SANCTUARY

EXIT

SNACK ASSIGNED SEATING



BAPTISMAL POOL

CHILD AND SERVANT COUNT



ELEMENTARY PROGRAM: 500

PRE-K PROGRAM: 32

SERVANTS/ SUPPORT STAFF: 258

VBS CAMPUS TOTAL: 790

VBS POLICIES

Bathrooms

Only female assistant crew leaders take children to the bathroom unless the group goes together. Male and female crew leaders and assistants wait outside.

Bullying, verbal teasing, unwanted touch, unwanted attention, etc. (If a CHILD feels uncomfortable, whether you agree or not)

Please inform the Crew Coordinator of any bullying incidents, whether within or outside your group, immediately.

The Crew Coordinator will:

- Assess the situation and give guidance
- Talk with the children involved separately and evaluate the next steps.
- Fill out an incident report
- Follow up with parents as needed

Challenging Assistant Leaders

Inform the Crew Coordinator of any challenges you encounter with an assistant leader, whether within or outside your group.

Pray for God's wisdom regarding your response and interactions, remembering that if the assistant is younger or new to the role, they will need guidance and discipleship.

The Crew Coordinator will assess and provide the next steps.

The Crew Coordinator will follow up as needed.

Challenging Behaviors

Inform the Crew Coordinator of any children in your group who need additional support, redirection, or intervention, either in or outside of the group.

The Crew Coordinator will assess the situation and give guidance

Pray for God's wisdom regarding that child

The Crew Coordinator will talk with the children involved separately and assess the next steps. The Crew Coordinator will follow up with parents as needed.

Challenging Leaders

Inform the Crew Coordinator of any challenges you may encounter with a leader, whether within or outside your group.

Pray for God's wisdom regarding your response and interactions

The Crew Coordinator will assess and provide the next steps.

The Crew Coordinator will follow up as needed.

VBS POLICIES

Check-In

Leader, please stay on the west side of your aisle to check in
Please have your flag on the west side of your aisle
Please ensure that each child checking in has their tag

• **Moving Children to Another Group**

- We will NEVER send a parent to you to move their child to a different group.
- ONLY Crew Coordinators may decide to move children.
- Contact your crew coordinator immediately if parents approach you to move their children.
- Remember—we must always know the location of all checked-in children.
If you move any children, the rosters we use to locate them become invalid.

• **Rosters**

- Look over your roster and note any children with medical conditions
- Pray for the children and your co-leader
- At the end of the week, please do not discard your roster; instead, place it in the roster bin located at the back of the room.

Check-Out

- Leader, please stay on the west side of your aisle to check out
- Please have your flag on the west side of your aisle
- Please match the parent tag with the child tag and collect the child tag and parent tag.
 - A picture of the parent tag on a phone
 - A “cleared for pickup card”
- If a child loses their child tag, use the roster to verify the child’s info w/ parent tag
- Assistant Leader, please stay on the east side of the aisle (sandwiching the children between you and the leader). If parents come to the east side with the assistant leader to check out, send them to the leader on the west side of the aisle

Dress Code

We want everyone you encounter to see you shining for Jesus; what you wear should not distract from that.

- Let’s keep it simple.
 - Wear your VBS shirt daily.
 - No Belly Button - No Bra Straps - No Falling off the Shoulders
 - Shorts should be just above the knee (no more than 2” above the knee)
 - No large holes higher than mid-thigh
 - If you wear leggings
 - Your VBS shirt must cover your bottom

• **When in doubt, don’t wear it out**

Medical Emergencies

- Contact the Crew Coordinator Immediately
- The Crew Coordinator will escort the child to the nurses’ station or call safety to come to the child’s location.
- The crew Coordinator will fill out an incident report.
- The Crew Coordinator will contact parents if necessary (if the child has extensive medical conditions, the CK Staff or the Crew Coordinator will inform parents via phone call of anything beyond a band-aid)
- Incident Reports will be available at the nurse’s station and with the Crew Coordinators