


Crew Leaders

Crew Asst. Leaders



"I am the way and the truth and
the life. No one comes to the
Father except through Me."

-John 14:6





COMMITTEE HEADS

STAFF SUPPORT

NAME

EMAIL

DIRECTOR, CREW LEADERS, DESIGN/WORSHIP
ADMIN, CRAFT, SNACK, AVL/STAGE SUPPORT
CHECK-IN/REGISTRATIONS, WORSHIP
NURSERY STAFF OVERSIGHT
PREK STAFF OVERSIGHT
DRAMA AND DRAMA ACTIVITY STAFF OVERSIGHT
CREW/ CREW COORDINATOR STAFF OVERSIGHT
GREETER TEAM STAFF OVERSIGHT

GINA GONZALES
KALLIE SALAZ
SABRINA BAUM
JANEVA OROZCO
YOLANDA MONTANO-LOVATO
LAURIE PETERSON
MARGARET LEYVA
ALICIA TREVIZO

GINA.GONZALES@CALVARYABQ.ORG
KALLIE.SALAZ@CALVARYABQ.ORG
SABRINA.BAUM@CALVARYABQ.ORG
JANEVA.OROZCO@CALVARYABQ.ORG
YOLANDA.MONTANO-LOVATO@CALVARYABQ.ORG
LAURIE.PETERSON@CALVARYABQ.ORG
MARGARET.LEYVA@CALVARYABQ.ORG
ALICIA.TREVIZO@CALVARYABQ.ORG

LEADERS

NAME

EMAIL

BIBLE ACTIVITY LEAD
CRAFT/IMAGINATION STATION LEAD
CRAFT/IMAGINATION STATION CO-LEAD
CRAFT/IMAGINATION STATION ADMIN
GREETER/PRAYER LEAD
NURSE STATION
PREK ACTIVITY COORDINATOR
PREK SERVICE COORDINATOR
PREK WORSHIP/ SERVANT COORDINATOR
RECREATION LEADS
RECREATION CO-LEADS
SNACK
WORSHIP LEAD
WORSHIP ASSISTANT
WORSHIP ASSISTANT

ARIANA ROMERO
KAREN GARCIA
MELISSA MURILLO
AMIE LOPEZ
MELISSA GONZALES
JOHANNA CHAPPELLE
BETTY ALUMBAUGH
LAUREN VILLARREAL
JESSY GARCIA
PAUL /OLOWAN DE HERRERA
GARY/HILLARY STEWART
CATHY DURAN
ALYSSA JOHNSON
MICHELLE MCPEEK
SABRINA BAUM

AMRRROMERO27@GMAIL.COM
TRUEVINE151@Q.COM
MURILLOMELISSA03@GMAIL.COM
AVCLOPEZ@LIVE.COM
GONZALES0385@COMCAST.NET
JOCHAPPELLE@YAHOO.COM
BETTY.ALUMBAUGH@CALVARYABQ.ORG
LAUREN.VILLARREAL@CALVARYABQ.ORG
JESSY.GARCIA@CALVARYABQ.ORG
ODEHERRERA7@GMAIL.COM
HILLARYANNE00@GMAIL.COM
CDURCTHRN@GMAIL.COM
DREADTHERED@HOCKEYMAIL.COM
MICHELLEDEMKO@GMAIL.COM
SABRINA.BAUM@CALVARYABQ.ORG

LEADERS

NAME

EMAIL

CREW COORDINATOR LEAD
CREW COORDINATOR
CREW COORDINATOR
CREW COORDINATOR
CREW COORDINATOR

VAL ELMORE
MICHELLE MARTINEZ
KRYSTAL BIXEL
SHANNON TOONE
LEAH VENCILL

VALERIELMORE@YAHOO.COM
IAMHIS.ISAIAH545@GMAIL.COM
KRYSBIX@GMAIL.COM
SHANNONTTOONE1@GMAIL.COM
LEAHVENCILL@YAHOO.COM

The background of the page features a collage of nature-themed images. At the top, there are several birds in flight against a light sky. Below them, a row of evergreen trees is visible. The bottom of the page is decorated with a dense field of colorful flowers, including yellow and purple blooms. The central text is contained within a white rectangular area.

VISION

Thank you for joining us for this year's VBS, "True North—Trusting Jesus in a Wild World." This year, we are taking the kids on an unforgettable outdoor adventure while teaching them to always keep their focus on Jesus. He is a faithful friend we can always trust. He is our True North!

VBS is a week of beautiful Possibilities! Our primary goal is to introduce children to the love of God, through the word of God, displayed by Jesus, the Son of God. We pray this Introduction will lead children into a lifelong relationship with Him as their Lord and Savior.

We've planned engaging experiences where children can connect, be seen, heard, and loved. We hope you will be a conduit of that love as you interact daily with the children. Be purposeful! Make great memories, have tons of fun, and get to know them in a way that can only come when you spend three, four, or five days together. Love like Jesus this week, and shine HIS light in everything you do - pointing children to HIM!

We pray that God will minister to you in an amazing way this week!

"... let your light shine before men, that they may see your good deeds and glorify your Father in heaven." Matthew 5:16

calvary**kids**

DAILY THEME

Bible Verse:

"I am the way and the truth and the life. No one comes to the Father except through Me.
John 14:6

MONDAY

FUN FACTOR: Picture Day

SNACK: Taquitos & Pretzels

SHOUT OUT: Leader - "When we wonder, we can" Kids - "Trust Jesus!"

BIBLE STORY: John prepares the way and baptizes Jesus (Mt 3; 11:1-6)

TUESDAY

FUN FACTOR: Theme Day - Hiker, Fisherman, Hunter, Scout

SNACK: Corn Dogs & Otter Pops

SHOUT OUT: Leader - When we feel alone, we can Kids - Trust Jesus!

BIBLE STORY: Jesus teaches about God's love for us (Mt 6:25-33; 18:12-14)

WEDNESDAY

FUN FACTOR: Wacky Hair Day

SNACK: Chicken Nuggets & Fruit Snacks

SHOUT OUT: Lead - When we feel powerless, we can Kids - Trust Jesus!

BIBLE STORY: A Roman officer trusts Jesus. (Mt 8:5-13)

THURSDAY

FUN FACTOR: Hat or Bandana day

SNACK: Pizza Bites & Popcorn

SHOUT OUT: Lead - When we Need hope, we can Kids - Trust Jesus!

BIBLE STORY: Jesus dies and comes back to life. (Mt 26:47-28:8)

FRIDAY

FUN FACTOR: Slip n' Slide

SNACK Hot Dogs & Cheese Balls

SHOUT OUT: Lead - When we Need help, we can Kids - Trust Jesus!

BIBLE STORY: Jesus gives the Great Commission, and the Holy Spirit comes.
(Mt 28:16-20; Ac 2:1-12)

MONDAY LESSON

BIBLE STORY:

John prepares the way and baptizes Jesus. (Matthew 3; 11:1-6)

BIBLE INSIGHTS:

Jesus' cousin John came with unconventional clothes, a pauper's diet, and a bold message: "Repent, for the Kingdom of Heaven is near." Meaning? Jesus—the Messiah and fulfillment of God's kingdom on earth—is here! John proclaimed Jesus' power and authority. He resisted the very idea of baptizing Jesus, the one who would baptize with fire and the Holy Spirit! While John adamantly proclaimed Christ, even he had questions about Jesus. From prison, John sent a message to Jesus, asking, "Are you the Messiah we've been expecting, or should we keep looking for someone else?" John's circumstances may have caused him to wonder if (and when) Jesus might take political action. Scholars ponder if John may have assumed the Messiah would be the one to rescue God's people from Roman rule, as many Jews of the time anticipated. However, Jesus had a greater mission than anyone could comprehend. He came to save the world from sin. Such love and compassion go beyond anything we can understand or imagine!

BIBLE VERSE:

"I am the way, the truth, and the life. No one comes to the Father except through me." - John 14:6



MONDAY Kid Connect

CELEBRATE CURIOSITY

When we wonder, we can trust Jesus.

Kids' curiosity can be intimidating—and a bit wearying. They have so many questions, many of which we simply can't answer. And when it comes to questions about Jesus, God, or the Bible, adults can really feel overwhelmed and underprepared. But we don't have to have all the answers! Sometimes our wonderings can lead to true wonder, as we discover the mystery and marvel of God. Today, celebrate curiosity and questions. Point kids to Jesus, a trustworthy and true friend who will guide us as we seek to know and understand him better.

PRAY

Father, guide me today as I spend time with the children. Rekindle my curiosity about You! Please give me the heart and wonder of a child this week, so I can remember that these children are growing up in a world where their curiosities often go unanswered because parents and guardians are busy. Help me slow down and enjoy their questions, remaining present with them throughout the week.



MONDAY LINE-UP

Shout Out:

When we wonder, we can trust Jesus!



Picture Day

Collecting for Missions:

- School Supply Drive
 - Pens, crayons (24 ct. box), #2 pencils, water-based markers
- Reload Love
 - Bring spare change to build playgrounds around the world.

Exploration Station (craft/hands-on) - HUB

- Compass - Use a compass and find the treasure on the way to the next station

Glacier Games (recreation) - Greenbelt

- Water Squirters and Lincoln Log House

Tundra Treats (snack) SoPo *

- Taquitos & Pretzels

Scripture Scavenger Hunt (Bible) - Sanctuary *

- Animal Tracks

***Additional instructions - please see the following activity pages.**



MONDAY Bible Activity



Monday: When we wonder, we can trust Jesus!

- John prepares the way and baptizes Jesus

- **SAY**

- People, even those close to Jesus, like John the Baptist (remind kids they were cousins), wondered about Jesus. Jesus didn't turn away John's questions, but answered them perfectly. It's okay to ask questions about Jesus—he will always help us find the Truth because ultimately, He is the Truth! Ask kids if they have any questions about today's Bible story.

- **PRAY**

- Pray to close the discussion time and pray based on today's lesson. Pray that God's Word would touch each heart. Pray for specific group needs.
 - Dear God, thank you for the story of John the Baptist. It reminds us that even those close to You wondered who You were. Father, I pray that each child will discover more about You daily. Send them godly people in their lives who can help them answer the hard questions they may have. With each question, help them discover that You ARE the way, the Truth, and the life. In Jesus' name, we pray—Amen.

- **PLAY**

- **Animal Tracks Card Game - Kids will match the tracks with the animal**

- **SAY**

- Animal tracks prepare people, campers, or other nature enthusiasts for what they may encounter. John the Baptist prepared the way for Jesus and left people "tracks" that pointed them to the One to Come, Jesus! Jesus walked in the tracks (or prophecies) about Him, fulfilling them all, which is one of many reasons we can trust Him!

MONDAY Bible Activity



Bible Activity Story Questions/Talking Prompts

- What did some people think Jesus came to do? (Rescue them from Roman rule)
- What was Jesus' greatest mission while He was here on earth? (He came to save the world from sin)
- What does it mean to wonder? (Allow multiple responses)
- Why do you think so many people wondered about Jesus? (Allow multiple responses)
- How did John prepare the way for Jesus? (He pointed others to Jesus and told people to "Repent, for the kingdom of heaven is near!")
- What makes you curious about something? (Allow multiple responses)
- How were John the Baptist and Jesus related? (They were cousins)
- Where can we go to find truth? (The Bible; God's true Word)

MONDAY Snack Activity



- **Pictures**

- **PLEASE TAKE YOUR GROUP PHOTO BEFORE YOUR GROUP GETS A SNACK.**

- **Name Game**

- Part 1: Have the children sit in a circle. Start by introducing yourself, saying your name, and performing a simple action (e.g., clapping your hands). Everyone repeats your name while doing the action you chose. Ask the child to your left to introduce themselves by saying their name and performing a different action. Continue moving clockwise around the circle, with each child introducing themselves and their action. Actions should be something safe and appropriate for everyone to do.
- Part 2: Once everyone has introduced themselves, go around the circle again. This time it will be cumulative. The first person says their name and does their action. Then the second person says their name and does their action, followed by the name and action of the first person. [ie, Sami (snapping fingers), Will (clapping hands)]. The third person will say their name and action, followed by the name and action of the first two people. [ie, Gretta (jumping up and down), Sami (snapping fingers), Will (clapping hands)]. Continue around the circle until the last person has said their name and action, followed by all the names and actions of those in the circle.

MONDAY Snack Activity



• Hear This! Hear This!

- Choose a volunteer to be the "announcer". At your signal, children begin walking around your group area. (Stay close to where you are assigned to sit.) When the announcer says "Hear this! Hear this!" children stop walking, spin around, and sit down on the ground as quickly as possible. The first child to sit down answers one of the discussion questions and becomes the new announcer. Repeat play as time allows. (If the first child seated has already been the announcer, they choose someone who hasn't yet had a turn to be the announcer.)
 - 1. Some people learned that Jesus is the Savior by hearing John's announcement or by seeing Jesus being baptized. What are some ways you have learned that Jesus is God's Son, the Savior?
 - 2. What does it mean to say that Jesus is the Savior? (Jesus saves us from the punishment we deserve for our sins.)
 - 3. How might a kid announce that Jesus is God's Son, the Savior? (Tell a friend what he or she knows about Jesus. Ask a friend to come to church.)
 - 4. Who can and should we put our trust in? (Jesus)
 - 5. What should we do when we wonder? (Trust in Jesus)
 - 6. How do we get to Heaven? (Through Jesus-No one comes to the Father except through Me)
 - 7. What do you want to do when you hear the good news about eternal life through Jesus' death and resurrection? (Tell others. Thank God. Celebrate.)
 - 8. What does Jesus' death and resurrection mean for us? (Our sins can be forgiven when we believe in His death and resurrection. Jesus has the power to forgive our sins.)
 - 9. How is John the Baptist related to Jesus? (They were cousins.)
 - 10. Who is the Way, the Truth, and the Life? (Jesus)

• Prayer Requests

- Ask students if they have any prayer requests. Spend some time praying. Keep the request and the prayers short, particularly with younger children, as you could lose their attention. Write down their prayers and follow up with the child throughout the week.

TUESDAY LESSON

Bible Story:

Jesus teaches about God's love for us. (Matthew 6:25-33; 18:12-14)

Bible Insights:

Jesus' ministry had just begun when he stopped on a mountainside near Capernaum and began to speak and speak and speak!

The Sermon on the Mount is Jesus' call to live a life pleasing to God. He covered practical topics such as prayer, divorce, enemies, and giving. No wonder a crowd of more than 5,000 soon gathered! Jesus challenged the multitude, but he also comforted them. He reassured people of God's gentle care for each person. In Jesus' time, most people led a hand-to-mouth existence. The average citizen awakened each day, unsure how to meet basic needs such as food, shelter, and clothing. Imagine the peace found in Jesus' words: "So don't worry about these things...your heavenly Father already knows all your needs" (Matthew 6:31-32). Ahhhh! Jesus encouraged listeners to rest in God's loving care, trusting in his unfailing presence. With God by our side, we never face challenges alone.

Bible Verse:

"I am the way, the truth, and the life. No one comes to the Father except through me." - John 14:6



TUESDAY Kid Connect

COMFORT THE HURTING

When we feel alone, we can trust Jesus.

Some kids will come to VBS with physical needs. Maybe food isn't readily available at home, or new shoes haven't been in the family budget for a while. Others have emotional needs—they're in a friendship famine, or anxiety has starved them of peace. Both types of needs can isolate kids, causing them to feel alone in their struggles. And kids who try to handle stress by themselves end up feeling exhausted and anxious. Jesus' words provide a feast of encouragement! He offers his broad shoulders and strong arms to carry whatever heavy burdens kids feel they carry alone. Use today's lesson to bring comfort to hurting kids, reminding them that they can rest in Jesus' loving care. Kids can trust Jesus, who truly values and sees them.

PRAY

Lord Jesus, You know where I am today, and the things that I carry, it brings me comfort knowing you care and that I am never alone, You are right here with me, and I trust You with all my struggles, because You are faithful. I can't imagine what some of these children have gone through and are going through, that only YOU know. Lord, help them understand that You see and hear them, and they are never alone. Please help me to show them with my words this week that I care too. In Your mighty name I pray - Amen.



TUESDAY LINE-UP

Shout out:

When we feel alone, we can trust Jesus.

Collecting for Missions:

- School Supply Drive
 - pink erasers, glue sticks, yellow highlighters
- Reload Love
 - Bring spare change to build playgrounds around the world.

Exploration Station (craft/hands-on) - HUB

- Plant a tree in a cup

Glacier Games (recreation) - Greenbelt

- Dunk Tanks, Axe throwing game, and Football toss

Tundra Treats (snack) SoPo *

- Corn Dogs & Otter Pops

Scripture Scavenger Hunt (Bible) - Sanctuary *

- Map Activity

***Additional instructions - please see the following activity pages.**



TUESDAY Bible Activity



Tuesday: When we feel alone, we can trust in Jesus

Bible: Jesus Teaches About Love

- **SAY**

- Maps can show someone that they are physically or locationally lost and, in doing so, can help them get on the right path. With God, there is only one path to Him: through Jesus, the Way, the Truth, and the Life! Jesus is the Word of God made flesh. God's Word (the Bible) is God's map for us to find and know His love. Ask kids if they have any questions about today's Bible story.

- **PRAY**

- Pray to close the discussion time and pray based on today's lesson. Pray that God's Word would touch each heart. Pray for specific group needs.

- **PLAY**

- **Maps**

- Draw a map from here (Calvary Osuna) to your house, school, favorite park, or restaurant! Once every child has had time to draw their map, share, and ask if this activity was more challenging than they thought it would be!
 - Laminated map of the area

- **Bible Story Picture to color**

- Black and white Bible story pictures for each child
- "I can trust God's rock-solid love for me!" sticker to place on their picture

- **Guess the Symbol**

- Show kids the camp symbol cards, and let them take turns guessing what each symbol/picture stands for
 - Laminated camp symbol cards for each group.



TUESDAY Bible Activity



Bible Activity Story Questions/Talking Prompts

- Why does Jesus tell us we don't need to worry about what we eat, drink, or wear? (Because He knows what we need and will supply, or take care of, our needs. He took care of our greatest need which was the forgiveness of our sins)
- How can we rest in Jesus? (allow multiple responses)
- Why can we trust in God's rock-solid love for us? (Because He sent His only Son into the world to save those that would believe in Him—John 3:16. God is always by our side and we never face challenges alone)
- How many people were in the crowd at the Sermon on the Mount? (5,000)



TUESDAY Snack Activity



Tuesday: When we feel alone, we can trust in Jesus

Bible: Jesus Teaches About Love

• Yes, No Stand Up

- Ask your group the "get to know you" questions at your seat. For example, have you gone camping? Do you like s'mores? If their answer is yes, the child stands up. If their answer is no, they sit down. Pause between questions to give students time to look around and find students with whom they have answers in common. Questions:

- Did you like your snack?
- Have you ever been camping?
- Are you excited for VBS this week?
- Have you ever slept in a tent?
- Have you ever slept in a camper?
- Do you attend Calvary Albuquerque?
- Do you like to spend time outside?
- Do you know who Jesus is?
- Have you been hiking?
- Have you roasted marshmallows?
- Do you like s'mores?
- Is your favorite color green?
- Is it important to read the Bible?
- Do you know which way is north?
- Have you ever been fishing?
- Do you trust in Jesus?
- Do you like group color?
- Do you believe Jesus loves you?
- Continued on next page



TUESDAY Snack Activity



- Have you ever used a compass?
- Have you ever used a map?
- Have you ever sat by a campfire?
- Have you read the Bible before?
- Would you like to see a bear?
- Have you ever seen an animal track?
- When we wonder, can we trust Jesus?
- Do you know what the aurora borealis is?
- Are you excited for summer?
- Have you ever seen a mouse?
- When we feel alone, can we trust Jesus?
- Do you like to play in the water?
- Would you ever eat a bug?
- When we feel powerless, can we trust Jesus?
- Have you ever been baptized?
- Have you ever stayed in a camper?
- Have you ever stayed in a cabin?
- When we need hope, can we trust Jesus?
- Do you have questions about Jesus that you don't know the answer to? (If yes, let them ask. If you can answer their questions.

• Gotcha!

- Misquote the theme verse to your kids, omitting or changing a key word. Ask them to shout, "Gotcha!" when they catch the mistake. Then, quote the verse accurately together. Repeat as time allows

• Prayer Requests

- Ask students if they have any prayer requests. Spend some time praying. Keep the request and the prayers short, particularly with younger children, as you could lose their attention. Write down their prayers and follow up with the child throughout the week.



WEDNESDAY LESSON

Bible Story:

A Roman officer trusts Jesus. (Matthew 8:5-13)

Bible Insights

Capernaum, situated on the Sea of Galilee, boasted a Roman customs station and proximity to busy trade routes. Considering Rome's occupation of the city, Roman soldiers likely patrolled the streets. Their presence offended plenty of devout Jews, who recoiled at the idea of worshipping many gods, among other Roman practices. So, onlookers were surprised when a Roman centurion—a powerful leader of up to about 100 men—approached Jesus with humility and respect. This leader, who clearly understood what it meant to have authority, identified Jesus as someone with power. The centurion wholeheartedly believed that Jesus could heal his servant with just a word. What confidence from one who likely didn't follow God! Jesus praised the centurion's faith to the gathering crowd. And, just as the centurion trusted, Jesus' power provided miraculous, authoritative healing for the servant.

Bible Verse:

"I am the way, the truth, and the life. No one comes to the Father except through me." - John 14:6



WEDNESDAY Kid Connect

WE ARE WEAK, BUT HE IS STRONG

When we feel powerless, we can trust Jesus.

If anyone understands what it's like to be powerless, it's kids. Hungry? You need a grown-up to buy food. Don't like broccoli? Too bad—that's what's on your plate! Want to visit a friend who lives far away? You'll need to find someone who can drive you there. Oftentimes, kids don't have the power to make daily choices. But on a bigger scale, kids hear overwhelming and frightening news about the world and feel incapable of making a difference. Broken families can bring about anxiety and a sense of helplessness. Yet Jesus promises his powerful presence when life feels out of control. Today, point kids to the mighty power of Jesus—a faithful friend with the authority to conquer every fear.

Pray

Lord, I know I can do nothing apart from You. All glory, majesty, dominion, and authority are Yours. Help me remember to give You everything I hold on to but am powerless to change around me. Thank you for loving me. In Your great mercy and love, please reveal Yourself to each child, and, like the Centurion, they would recognize Your presence and seek to know You, worship You, and surrender to Your authority in their lives. Strengthen this generation to make a Kingdom Impact!



WEDNESDAY LINE-UP

Shout out

When we feel powerless, we can trust Jesus.

Collecting for Missions:

- School Supply Drive
 - School Supplies: white glue (bottled), scissors, red grading pencils
- Reload Love
 - Bring spare change to build playgrounds around the world.

Exploration Station (craft/hands-on) - HUB

- Use paw print stamps on black card stock for their group pictures

Glacier Games (recreation) - Greenbelt

- Archery and Lawn Bowling

Tundra Treats (snack) SoPo *

- Chicken Nuggets & Fruit Snacks

Scripture Scavenger Hunt (Bible) - Sanctuary *

- Perfect Square

***Additional instructions - please see the following activity pages.**



WEDNESDAY Bible Activity



Wednesday: When we feel powerless, we can trust Jesus.

Bible: A Roman officer trusts Jesus. (Matthew 8:5-13)

- **SAY**

- Even a mighty Roman officer knew he didn't have power like Jesus! When circumstances feel helpless or hopeless, we can always trust Jesus' strength to get us through! Ask kids if they have any questions about today's Bible story.

- **PRAY**

- Pray to close the discussion time and pray based on today's lesson. Pray that God's Word would touch each heart. Pray for specific group needs.

- **PLAY**

- **Perfect Square**

- Have each child in your group grab the rope, then hold it, and have them form a circle without talking. Once the children form a circle, have them place the rope on the floor before them. Pass out the blindfolds. Instruct the children to look at the rope at their feet, then cover their eyes with the blindfold. Instruct them to pick up the rope with their eyes blindfolded. Once each individual has a hand on the rope, ask them to form a square while blindfolded. After the children believe they have formed a square, ask them to drop the rope and remove their blindfold to see if they were successful. If they were successful, consider asking them to create a star or hexagon for another challenge. * NO BLINDFOLDS for K-1st.



WEDNESDAY Bible Activity



Bible Activity Story Questions/Talking Prompts

- What did the Roman officer ask Jesus to help him with? (He asked Jesus to heal his servant who was suffering terribly)
- Why was Jesus amazed at the Roman officer? (Because of his faith. The Roman officer believed Jesus could heal his servant without being present showing he had faith in Jesus' authority and ability to heal)
- What does it look like to have faith in God? (Allow multiple responses)



WEDNESDAY Snack Activity



Wednesday: When we feel powerless, we can trust Jesus.

Bible: A Roman officer trusts Jesus. (Matthew 8:5-13)

• Bible Verse Round

- Children all stand in a circle. The first child reads one word of this week's Bible verse, and the next child will say the next word. (Children who cannot read will repeat the leader instead of reading the words.) Continue going around with each child saying a word of the verse, getting faster and faster. If someone says the wrong word, they sit down until the last child stands. You may go through the verse multiple times to get to this point. The final child standing will shout, "We can trust Jesus!" Repeat the game as time allows.

• Keep Watch

- Place a Post-it Note on the back of each student. At your signal, students begin trying to grab Post-it Notes from each other. Children may not hold onto or touch their own Post-it Notes in defense. It is very important that they keep watch for anyone who is trying to grab their Post-it notes as they attempt to grab other students' notes. When a child's note is grabbed, that child must surrender any other notes he or she has collected and then move to the side of the playing area. Grabbing continues until only one child has the notes or time is called. If time allows pass out new sticky notes and try again.
- Share with your group: When we feel powerless, we can trust that Jesus will help us. We can give all our worries, cares, needs, and requests to Jesus when we pray. When we pray, we need to keep watch for how God is going to answer that prayer just as we needed to keep watch over our post it notes. It is easy to get distracted by other things, but it is so important to keep our eyes focused on Jesus. What Kind of things can we talk to God about when we pray?

• Prayer

- Ask students if they have any prayer requests. Spend some time praying. Keep the request and the prayers on the shorter side particularly with younger children as you could lose their attention. Write down their prayers and follow up with the child throughout the week.



THURSDAY LESSON

Bible Story:

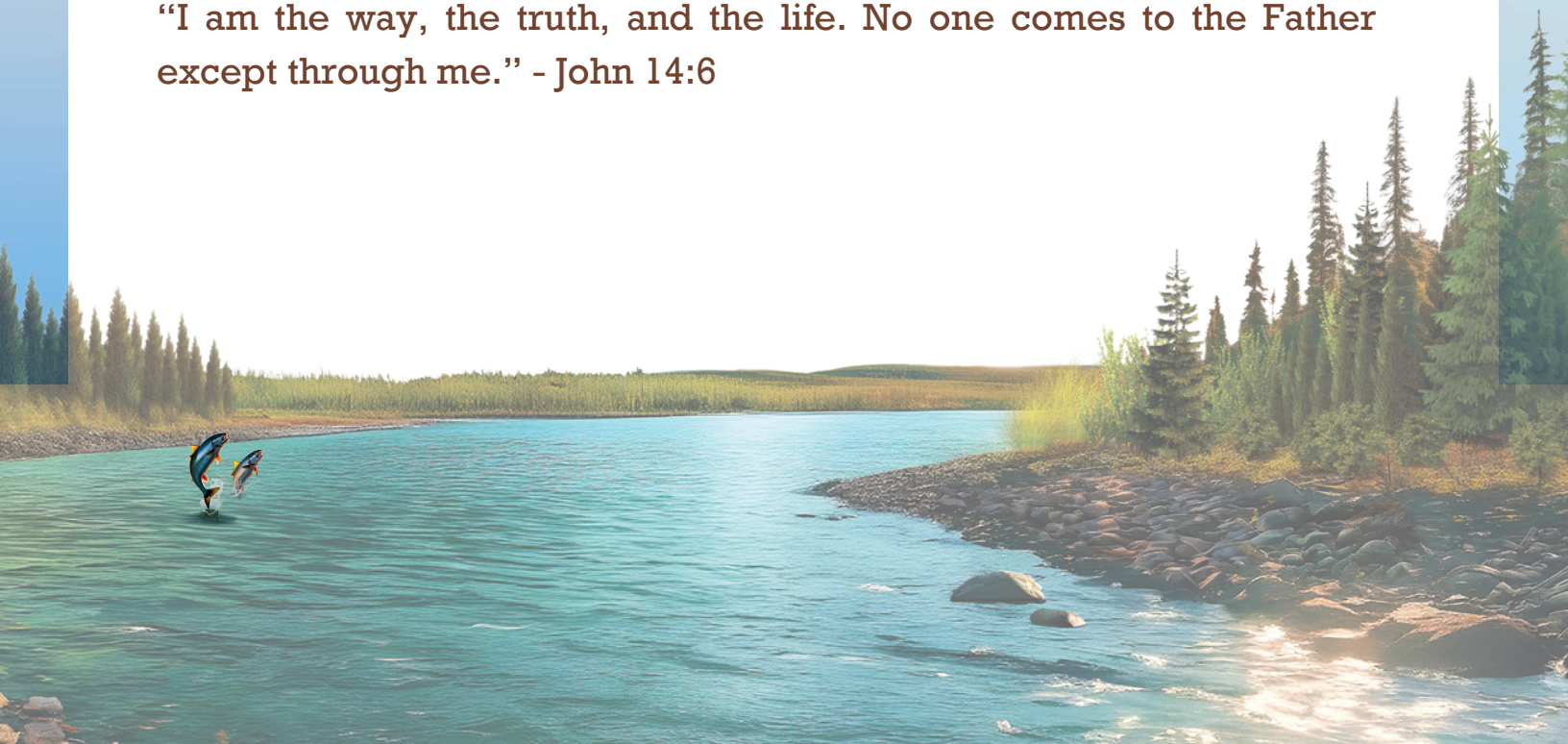
Jesus dies and comes back to life. (Matthew 26:47 - 28:8)

Bible Insight

Everything about Jesus offended the religious leaders of the time. He forgave sins. He spent time with tax collectors and people of poor reputation. He seemed to disregard religious tradition. And he claimed to be the Messiah—the awaited Savior and King of God’s people. Their outrage culminated in Jesus’ arrest, trial, and crucifixion. Jesus’ followers must have felt like hope was crucified that day, too. They’d seen Jesus heal lepers and make blind people see. They’d trusted his promises. They’d hoped that he was God’s Son. And now their friend and teacher lay lifeless behind a wall of rock. How could this be? Had they been wrong? What was next? The mystery continued when, three days later, they found an empty tomb and an angelic messenger who told them, “He isn’t here! He is risen from the dead, just as he said would happen.” Hope was restored when Jesus rose from the dead, and because He lives, all who believe have the promise of eternal life!

Bible verse:

“I am the way, the truth, and the life. No one comes to the Father except through me.” - John 14:6



THURSDAY Kid Connect

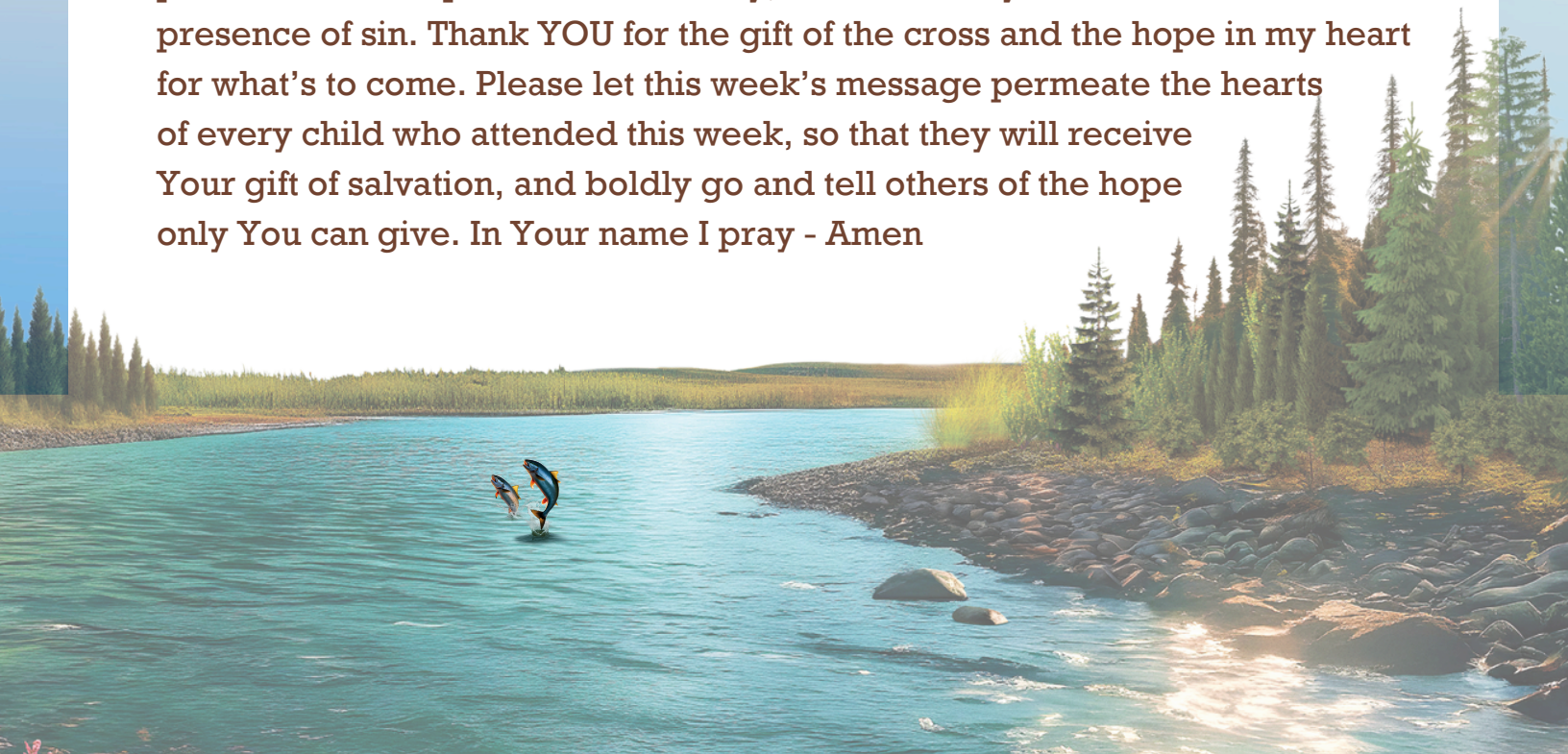
THE GIFT OF HOPE

When we need hope, we can trust Jesus.

Maybe you like working with kids because they bring you hope. Spending time with kids reminds you of days when everything seemed possible. "I'm gonna play pro football," "I can't wait to be an actor!" or "Someday I'll fly a plane!" The future is full of promise. Yet every child experiences a moment when dreams fail, reality crashes in, and hope dies. Parents lose jobs, grandparents get sick, families move, and friends leave. And frightening news stories may lead to despair about what our future holds. Today, take the opportunity to declare boldly the hope we all can have in Jesus! God's Son offers a truly hopeful future that lasts into eternity and is full of joy and promise. Point kids to the truth and hope Jesus brings through His loving sacrifice.

Pray

Lord Jesus, I have a blessed hope for today and into the future because You live. Because of Your life, death, and resurrection, I am saved from the punishment and power of sin today, and someday I'll be saved from the presence of sin. Thank YOU for the gift of the cross and the hope in my heart for what's to come. Please let this week's message permeate the hearts of every child who attended this week, so that they will receive Your gift of salvation, and boldly go and tell others of the hope only You can give. In Your name I pray - Amen



THURSDAY LINE-UP

Shout out:

When we need hope, we can trust Jesus.

Collecting for Missions:

- School Supply Drive
 - School Supplies: Facial tissues (Kleenex), pencil bags & rulers
- Reload Love
 - Bring spare change to build playgrounds around the world.

Exploration Station (craft/hands-on) - HUB

- Make a bird feeder

Glacier Games (recreation) - Greenbelt

- Slip and Slide, Dunk Tanks, Catch the Bacon, and Hopity Relay Races

Tundra Treats (snack) SoPo *

- Pizza Bites & Popcorn

Scripture Scavenger Hunt (Bible) - Sanctuary *

- Wordless picture, "HIStory"

***Additional instructions - please see the following activity pages.**

Wear your best hat or bandana



THURSDAY Bible Activity



Thursday: When we need hope, we can trust Jesus.

Bible: Jesus dies and comes back to life (Mt 26:47-28:8)

- **SAY**

- Like Jesus' followers, we may face dark or hopeless times. But today's story reminds and encourages us that Jesus is our hope, both here on earth and for eternity! Without God, we are in spiritual darkness; we need a Savior, and there is only one Savior—the Way, the Truth, and the Life, Jesus Christ!

- **PRAY**

- **Pray before**

- God would soften the soil of the children's hearts, open their ears, and give each child understanding.

- **PLAY**

- **HIStory - Gospel presentation**

- HIStory flip-through book in each bin to follow with
- Grade-specific questions that will help kids search their hearts to know if they've trusted in Jesus.

- **Pray**

- **Pray after**

- Lead children in a prayer: A-admit, B-believe, C-confess/commit.
 - Dear Jesus, I know I am a sinner.
 - Please forgive me for my sins and help me turn away from them.
 - I believe you are God, perfect and sinless.
 - I believe You died to save me from the punishment of my sins.
 - I believe You came back to life.
 - I want to grow in my love for You.
 - Come into my heart, and make me new.
 - In Jesus' Name I pray.

THURSDAY Bible Activity



Bible Activity Story Questions/Talking Prompts

- Who betrayed Jesus? (Judas)
- Where did they take Jesus after they arrested him? (To the high priest, Caiaphas)
- Why do you think Jesus remained silent when they accused him? (Allow multiple answers)
- Who denied Jesus three times? (Peter)
- Who was forced to carry Jesus' cross with him? (Simon of Cyrene)
- Why did Jesus die on the cross? What did his death accomplish? (He died on the cross for our sins and took the punishment that we deserved. He was the perfect sinless lamb of God but took our place)
- What happened on the third day after Jesus' death? (He rose from the dead!)

THURSDAY Snack Activity



Thursday: When we need hope, we can trust Jesus.

Bible: Jesus dies and comes back to life (Mt 26:47-28:8)

- **Believe it or Not**

- Jesus wants us to believe He is alive and accept His love for us! Let's play a game to remind us how important it is to believe in Jesus. Children sit or stand in a circle. Give each child an index card facedown. When you say go, children pass cards facedown around the circle. When you say stop, children look at their cards. Children with blank cards do five jumping jacks. Children with letters on their cards move quickly to stand in correct order to spell "believe". Children holding the letter B answer one of the Discussion Questions. Collect index cards, mix cards together, and redistribute them to play again. Continue the game as time allows, varying which children are to answer questions and changing the actions of students holding blank cards (high-five a friend, turn around twice, and so forth).

Questions

- 1. Have a child or leader recite John 3:16. What does John 3:16 say about believing in Jesus?
- 2. How did Jesus show He loves us? (Died for our sins. Came to Earth as a baby.)
- 3. What can you do to show you believe that Jesus rose from the dead and to show that you want to accept His love? (Thank Him for His love. Ask Him to forgive my sins and believe that He will. Learn more about Jesus' love for me and how He wants me to live by reading the Bible.)
- 4. What does it mean to believe in Jesus? (To believe that Jesus is God's Son and that He died to take the punishment for our sins.)
- 5. How can we be sure our sins are forgiven? (God always keeps His promises.)
- 6. When we ask Jesus into our lives, we get a new start. When are some other times we get to make a new start? (Beginning of a school year. Begin reading a new book. Begin playing a higher level on a video game.)
- 7. How can we make a new start when God forgives us for the wrong things we have done? (We can know that our sins are forgiven. We can ask God to help us love and obey Him.)

THURSDAY Snack Activity



Thursday: When we need hope, we can trust Jesus.

Bible: Jesus dies and comes back to life (Mt 26:47-28:8)

- **Fill in the Blanks**

- Say this week's verse to your group. As you are reciting the verse, pause at random places. Your group should try to fill in the following word of the verse. Continue saying another section of the verse and pause again. You can repeat the verse multiple times, leaving different words blank for your group to guess. Repeat the activity as time allows, leaving different "blanks" throughout the verse.

- **Prayer Requests**

- Spend some time praying. Keep the request and the prayers short, as you could lose their attention. Continue to write down their prayers and follow up with the child.

FRIDAY LESSON

Bible Story:

Jesus gives the Great Commission, and the Holy Spirit comes.
(Matthew 28:16-20; Acts 2:1-12)

Bible Insight

For about three years, the disciples talked with Jesus, watched him perform miracles, absorbed his interactions with religious leaders, and listened to his teaching. Returning to heaven, Jesus handed the baton to his followers, giving them the monumental task of growing God's kingdom throughout the world! Help! But Jesus didn't leave them alone. He promised to be with them and gave them the divine helper, the Holy Spirit. Soon after Jesus returned to heaven, the followers saw the power of the Holy Spirit at Pentecost, giving them the ability to speak in many languages. Plus, the Holy Spirit empowered Peter to share the news of Jesus in such a way that 3,000 people believed! With God's help, impossible things happened—in significant ways!

Bible verse:

"I am the way, the truth, and the life. No one comes to the Father except through me." - John 14:6



FRIDAY Kid Connect

THE HELPER

When we need help, we can trust Jesus.

How do the kids at your VBS need help? Reading may be hard for them, and they need assistance. Or they're shy and need some guidance finding friends. There may be kids who need physical or emotional support. Kids may need help forgiving someone or getting along with family members. Wherever we come up short, the Holy Spirit can step in! Yet kids may wonder how to access the power of the Holy Spirit. How does Jesus help us? Today, show kids what it means to live a life of faith, relying on Jesus to help us through every challenge. Point kids to practical ways to pray, read Scripture, talk with other friends of God, and receive the help Jesus freely gives!

Pray

Father, thank you for the gift of the Holy Spirit, our helper. I am never alone, He is always with me. Please guide and help me today, it has been a long week, but I have seen You working in and around me. Help the children to know they are never alone. I pray that I made an impact for Your glory and the growth of Your Kingdom. In the mighty name of Jesus, I pray



FRIDAY LINE-UP

Shout out:

When we need help, we can trust Jesus.

Collecting for Missions:

- School Supply Drive
 - School Supplies: pocket folders (with brads), spiral notebooks, wide-ruled paper (packages)
- Reload Love
 - Bring spare change to build playgrounds around the world.

Exploration Station (craft/hands-on) - HUB

- Make a northern lights picture with glow-in-the-dark chalk

Glacier Games (recreation) - Greenbelt

- Inflatable Waterslides

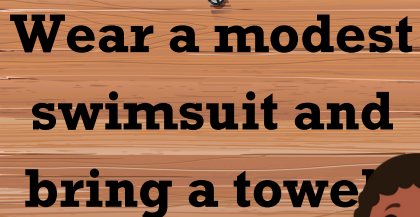
Tundra Treats (snack) SoPo *

- Hot Dogs & Cheese Balls

Scripture Scavenger Hunt (Bible) - Sanctuary *

- Empowered by The Holy Spirit

***Additional instructions - please see the following activity pages.**



**Wear a modest
swimsuit and
bring a towel**



FRIDAY Bible Activity



Friday: When we need help, we can trust Jesus

Bible: Jesus gives the Great Commission, and the Holy Spirit comes

• SAY

- Jesus gave his followers a huge job to do! The great news is that we receive the Holy Spirit as a helper when we place our faith in Jesus—the Holy Spirit gives us the ability to do things that we wouldn't be able to do without him! Jesus always promises to be a faithful friend who helps us no matter what!

• PRAY

◦ Pray before

- Pray to close the discussion time and pray based on today's lesson. Pray that God's Word would touch each heart. Pray for specific group needs.

• PLAY

◦ The Holy Spirit empowers us to do the work

- Open the group Bible to Matthew 28:18-20, and have a volunteer read the verses aloud. Ask the kids to stand in a circle. Hold the ball. The assistant crew leader will display the verses on a poster. The goal is to toss the ball from one person to the next, with each kid saying the following word in the verse. This reminds us that Jesus commands His disciples to go and make disciples, from person to person. This is how the gospel is spread. Repeat until the verse flows smoothly.
- Ask the kids who they want to tell Jesus about this week!



FRIDAY Bible Activity



Bible Activity Story Questions/Talking Prompts

- How many years did Jesus' disciples talk with him and watch him perform miracles? (3 years)
- After Jesus returned to heaven, what did he command his disciples to do? (He commanded them to go into all the world and create disciples in the name of the Father and of the Son and of the Holy Spirit)
- What is a disciple? (Allow multiple responses)
- What did Jesus promise to his disciples before he ascended into heaven? (Jesus told them, "I am with you always, to the very end")



FRIDAY Snack Activity



Friday: When we need help, we can trust Jesus

Bible: Jesus gives the Great Commission, and the Holy Spirit comes

• True or False

- Give the true or false statements to your group. Your group must decide if the statements are true or false. Let's see what your group has learned throughout the week here at VBS.
 - Our VBS theme is True North (T)
 - I had a blast at VBS (Hopefully T)
 - The first day of VBS we learned about Jonah (F-We learned about John the Baptist.)
 - John the Baptist prepared the way for Jesus (T)
 - John the Baptist ate honey and locust (T)
 - John the Baptist and Jesus were brothers (F- They were cousins.)
 - Jesus baptized John the Baptist (F-John baptized Jesus.)
 - Our memory verse for this week is found in John 14:6 (T)
 - When we wonder, we can trust Jesus (T)
 - When we feel alone, we can trust in Jesus (T)
 - We are supposed to worry (F-The Bible says do not worry.)
 - Jesus takes care of the birds (T)
 - Jesus takes care of us (T)
 - The centurion asked Jesus for help because he was sick (F-His servant was sick.)
 - Jesus healed the servant (T)
 - Jesus had to see the servant to heal him (F-Jesus healed the servant without being in the same place as the servant.)
 - God loves us (T)
 - When we feel powerless, we can trust in Jesus (T)
 - Jesus can heal people (T)
 - Jesus can forgive us of our sins (T)



FRIDAY Snack Activity



- We learned about the ocean at VBS this week (F)
- When we need hope, we can trust in Jesus (T)
- We learned about the desert at VBS this week (F)
- Jesus died on the cross for us (T)
- Jesus rose from the dead 3 days later (T)
- The disciples never saw Jesus again (F-Jesus appeared to them multiple times after His resurrection.)
- If we give our lives to the Lord, we can spend forever with Him in heaven (T)
- Jesus only gives the holy spirit to the disciples (F-We get the holy spirit as well when we give our lives to the Lord.)
- When we need help, we can trust in Jesus (T)
- We are to tell others about Jesus (T)
- I believe in Jesus (Hopefully T)

• Birthday Card Hunt

- God gives us the Holy Spirit to guide us and to help us tell others about Jesus. When God first gave the Holy Spirit to Jesus' followers, the Church began as a place where people could learn about Jesus! We are going to play a game to celebrate the birthday of the Church. Distribute birthday card puzzle pieces to children. At your signal, children race to match up their birthday card pieces. When children match pieces, they call out "Happy Birthday" and sit down. When all pieces have been matched, pair of students who first sat down read the message on their puzzle pieces aloud. Discuss the phrase and how it relates to the holy spirit. Then collect all the pieces, mix them up, and play again. Continue game as time permits or until all phrases have been discussed.

• Birthday Card Hunt

- God gives us the Holy Spirit to guide us and to help us tell others about Jesus. When God first gave the Holy Spirit to Jesus' followers, the Church began as a place where people could learn about Jesus! We are going to play a game to celebrate the birthday of the Church. Distribute birthday card puzzle pieces to children. At your signal, children race to match up their birthday card pieces. When children match pieces, they call out "Happy Birthday" and sit down. When all pieces have been matched, pair of students who first sat down read the message on their puzzle pieces aloud. Discuss the phrase and how it relates to the holy spirit. Then collect all the pieces, mix them up, and play again. Continue game as time permits or until all phrases have been discussed.



FRIDAY Snack Activity



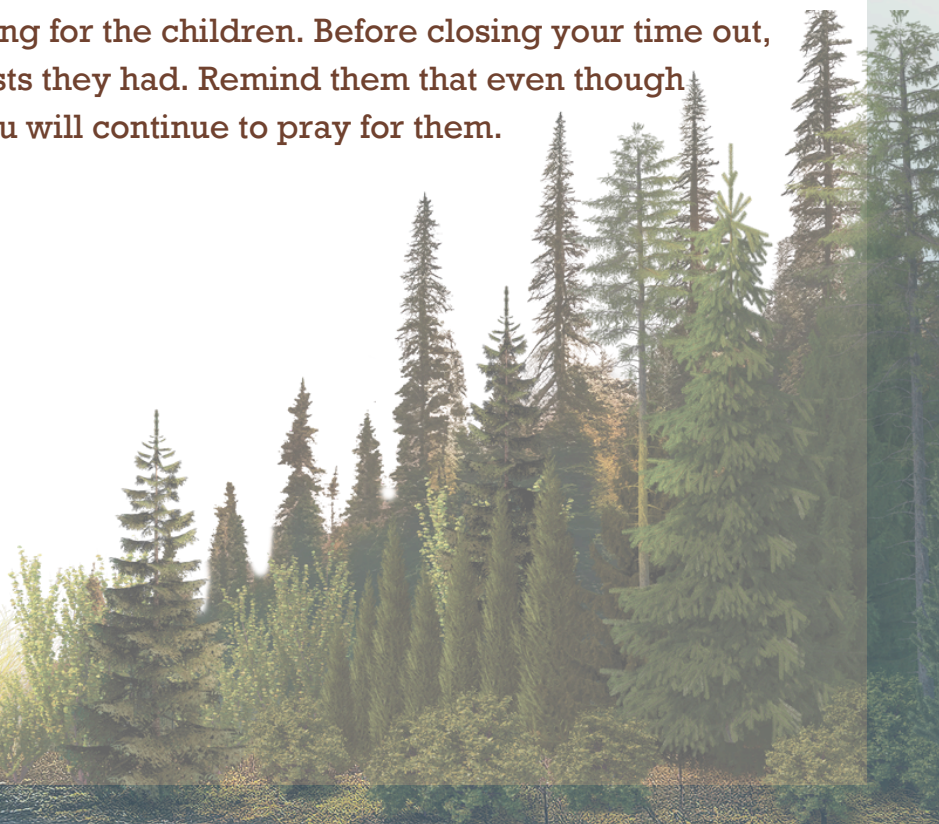
Cont.

- **Be a Witness**

- What kinds of people could you talk to about Jesus? (Parents. Brothers. Sisters. Older neighbors. Younger kids. Grandparents. Grocery store workers.) What are some of the ways we can tell others about Jesus? (Show a video about Jesus. Answer their questions about Jesus. Tell what you have learned from reading the Bible or from Sunday School. Give them a book about a Bible story. Write a letter about when you chose to believe in Jesus.) Once children can share, place the people papers in a circle on the ground. The leader will have a list of these names as well. When you say go, children move around the circle of people and papers (please do not step on the papers). When you say stop, each child picks up the paper closest to them. Name one of the people from your list. The child holding that paper says something about Jesus; they can tell that person. If a student needs help thinking of things to say to others, ask the other children to help come up with an idea. Then place the papers back on the ground in a circle and continue to play as time allows.

- **Prayer Requests**

- You have spent the week praying for the children. Before closing your time out, follow up on any prayer requests they had. Remind them that even though you may not see each other, you will continue to pray for them.





SCHEDULE

CREW LEADERS 1-15

TIME	ACTIVITY	LOCATION
8:30-8:45	TEAM TIME	SANCTUARY
8:45-9:25	CHECK-IN	SANCTUARY
9:00-9:30	OPENING	SANCTUARY
5 MINUTE TRANSITION		
9:35-10:05	CRAFT	HUB
5 MINUTE TRANSITION		
10:10-10:40	RECREATION	GREEN BELT
5 MINUTE TRANSITION		
10:45-11:15	SNACK	SOPO PATIO
5 MINUTE TRANSITION		
11:20-11:50	BIBLE	SANCTUARY
5 MINUTE TRANSITION		
11:55-12:25	CLOSING	SANCTUARY
12:25-12:45	CHECK-OUT	SANCTUARY

CREW LEADERS 16-30

TIME	ACTIVITY	LOCATION
8:30-8:45	TEAM TIME	SANCTUARY
8:45-9:25	CHECK-IN	SANCTUARY
9:00-9:30	OPENING	SANCTUARY
5 MINUTE TRANSITION		
9:35-10:05	SNACK	SOPO PATIO
5 MINUTE TRANSITION		
10:10-10:40	BIBLE	SANCTUARY
5 MINUTE TRANSITION		
10:45-11:15	CRAFT	HUB
5 MINUTE TRANSITION		
11:20-11:50	RECREATION	GREEN BELT
5 MINUTE TRANSITION		
11:55-12:25	CLOSING	SANCTUARY
12:25-12:45	CHECK-OUT	SANCTUARY

CREW LEADERS 31-45

TIME	ACTIVITY	LOCATION
8:30-8:45	TEAM TIME	SANCTUARY
8:45-9:25	CHECK-IN	SANCTUARY
9:00-9:30	OPENING	SANCTUARY
5 MINUTE TRANSITION		
9:35-10:05	RECREATION	GREEN BELT
5 MINUTE TRANSITION		
10:10-10:40	SNACK	SOPO PATIO
5 MINUTE TRANSITION		
10:45-11:15	BIBLE	SANCTUARY
5 MINUTE TRANSITION		
11:20-11:50	CRAFT	HUB
5 MINUTE TRANSITION		
11:55-12:25	CLOSING	SANCTUARY
12:25-12:45	CHECK-OUT	SANCTUARY

CREW LEADERS 46-60

TIME	ACTIVITY	LOCATION
8:30-8:45	TEAM TIME	SANCTUARY
8:45-9:25	CHECK-IN	SANCTUARY
9:00-9:30	OPENING	SANCTUARY
5 MINUTE TRANSITION		
9:35-10:05	BIBLE	SANCTUARY
5 MINUTE TRANSITION		
10:10-10:40	CRAFT	HUB
5 MINUTE TRANSITION		
10:45-11:15	RECREATION	GREEN BELT
5 MINUTE TRANSITION		
11:20-11:50	SNACK	SOPO PATIO
5 MINUTE TRANSITION		
11:55-12:25	CLOSING	SANCTUARY
12:25-12:45	CHECK-OUT	SANCTUARY



HUB SEATING CHART



STAGE

		11		9		7		5		3		1
28		26		24		22		20		18		16
43		41		39		37		35		33		31
		56		54		52		50		48		46
29		12		10		8		6		4		2
30		27		25		23		21		19		17
44		42		40		38		36		34		32
		57		55		53		51		49		47

PREP
TABLES

EXIT



SNACK Assigned Seating

				13	28	43	58				
15	30	45	60					12	27	42	57

14	29	44	59					11	26	41	56
----	----	----	----	--	--	--	--	----	----	----	----

--	--	--	--	--	--	--	--	--	--	--	--

10	25	40	55					8	23	38	53
----	----	----	----	--	--	--	--	---	----	----	----

9	24	39	54					7	22	37	52
---	----	----	----	--	--	--	--	---	----	----	----

--	--	--	--	--	--	--	--	--	--	--	--

--	--	--	--	--	--	--	--	--	--	--	--

6	21	36	51					3	18	33	48
---	----	----	----	--	--	--	--	---	----	----	----

5	20	35	50					2	17	32	47
---	----	----	----	--	--	--	--	---	----	----	----

4	19	34	49					1	16	31	46
---	----	----	----	--	--	--	--	---	----	----	----

--	--	--	--	--	--	--	--	--	--	--	--

--	--	--	--	--	--	--	--	--	--	--	--

BAPTISMAL POOL



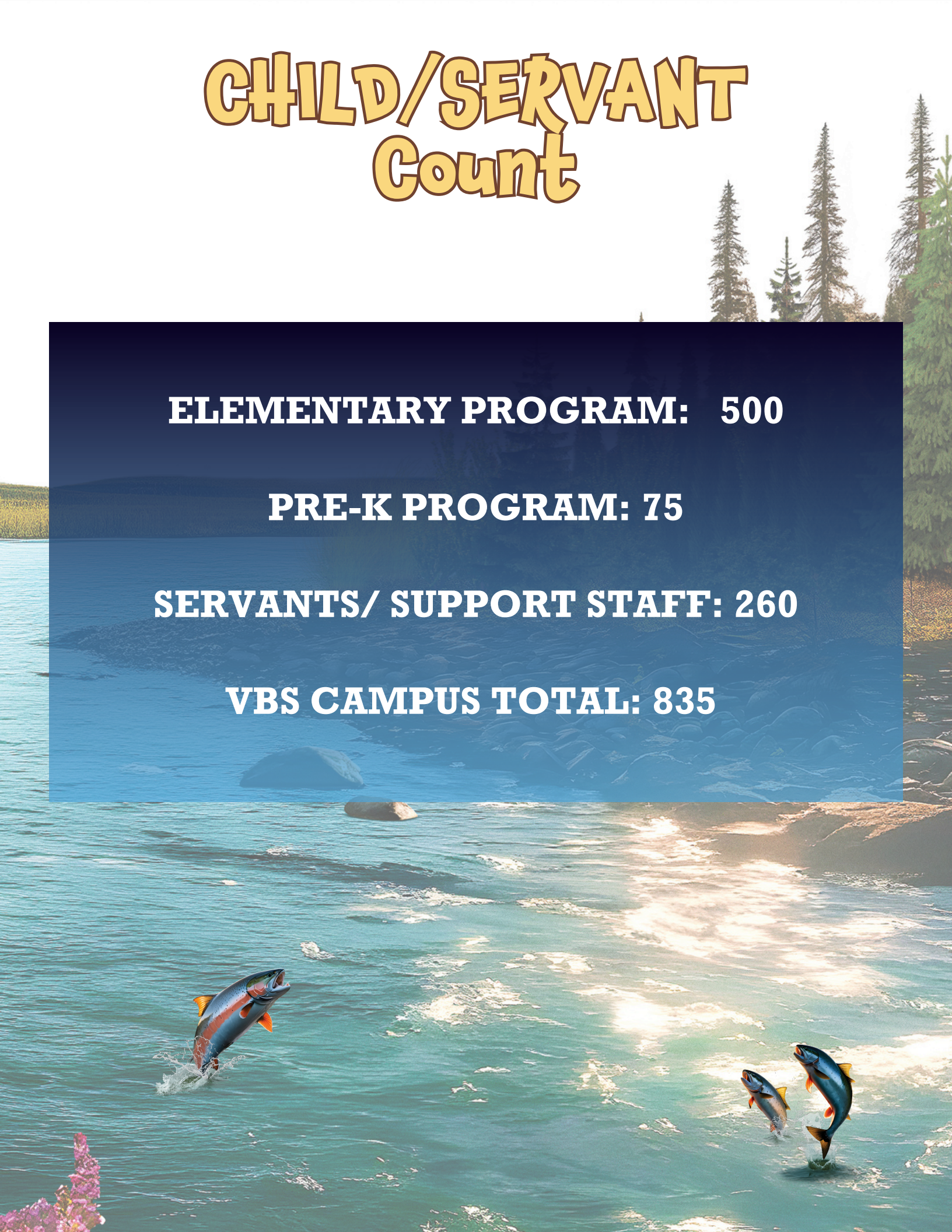
CHILD/SERVANT Count

ELEMENTARY PROGRAM: 500

PRE-K PROGRAM: 75

SERVANTS/ SUPPORT STAFF: 260

VBS CAMPUS TOTAL: 835



VBS POLICIES

Bathrooms

Only Female Assistant Crew Leaders take children to the bathrooms unless the group goes together, and the male or female crew leaders and assistants wait outside. If you don't have a female assistant, please speak with your crew coordinator to set up a plan.

Bullying - and verbal teasing, unwanted touch or attention, etc. (If a CHILD feels uncomfortable, whether you agree or not)

Please inform the Crew Coordinator of any bullying incidents, whether within or outside your group, immediately.

The Crew Coordinator will:

- Assess the situation and give guidance
- Talk with the children involved separately and evaluate the next steps.
- Fill out an incident report
- Follow up with parents as needed

Challenging Assistant Leaders

Inform the Crew Coordinator of any challenges you encounter with an assistant leader, whether within or outside your group.

Pray for God's wisdom regarding your response and interactions, remembering that if the assistant is younger or new to the role, they will need guidance and discipleship.

The Crew Coordinator will assess and provide the next steps.

The Crew Coordinator will follow up as needed.

Challenging Children

Inform the Crew Coordinator of any children in your group who are challenging to work with, either in or outside of the group.

The Crew Coordinator will assess the situation and give guidance

Pray for God's wisdom regarding that child

The Crew Coordinator will talk with the children involved separately and assess the next steps. The Crew Coordinator will follow up with parents as needed.

Challenging Leaders

Inform the Crew Coordinator of any challenges you may encounter with a leader, whether within or outside your group.

Pray for God's wisdom regarding your response and interactions

The Crew Coordinator will assess and provide the next steps.

The Crew Coordinator will follow up as needed.



VBS POLICIES

Check-In

Leader, please stay on the west side of your aisle to check in
Please have your flag on the west side of your aisle
Please ensure that each child checking in has their tag

• **Moving Children to Another Group**

- We will NEVER send a parent to you to move their child to a different group.
- ONLY Crew Coordinators may decide to move children.
- Contact your crew coordinator immediately if parents approach you to move their children.
- Remember—we must always know the location of all checked-in children.
If you move any children, the rosters we use to locate them become invalid.

• **Rosters**

- Look over your roster and note any children with medical conditions
- Pray for the children and your co-leader
- At the end of the week, please do not discard your roster; instead, place it in the roster bin located at the back of the room.

Check-Out

- Leader, please stay on the west side of your aisle to check out
- Please have your flag on the west side of your aisle
- Please match the parent tag with the child tag and take the child tag & parent tag
 - A picture of the parent tag on a phone
 - A “cleared for pickup card”
- If a child loses their child tag, use the roster to verify the child’s info w/ parent tag
- Assistant Leader, please stay on the east side of the aisle (sandwiching the children between you and the leader). If parents come to the eastside with the assistant leader to check out, send them to the leader on the west side of the aisle

Dress Code

We want everyone you encounter to see you shining for Jesus; what you wear should not distract from that.

- Let’s keep it simple.
 - Wear your VBS shirt daily.
 - No Belly Button - No Bra Straps - No Falling off the Shoulders
 - Shorts should be just above the knee (no more than 2” above knee)
 - No large holes higher than mid-thigh
 - If you wear leggings
 - Your VBS shirt must cover your bottom

• **When in doubt, don’t wear it out**

Medical Emergencies

- Contact the Crew Coordinator Immediately
- The crew coordinator will escort the child to the nurses’ station or call safety to come to the child’s location.
- The crew Coordinator will fill out an incident report.
- The Crew Coordinator will contact parents if necessary (if the child has extensive medical conditions, the CK Staff or the Crew Coordinator will inform parents via phone call of anything beyond a band-aid)
- Incident Reports will be available at the nurse’s station and with the Crew Coordinators

